

LED STRIP



Vivalyte

Vivalyte offers innovation LED solutions for architecture and brand visualization. With a large stock in Europe and a guaranteed supply ability, we provide you with the best choice of lighting for your creative projects. Building on more than 20 years of expertise, Vivalyte has been assisting creative professionals in media, retail, events, museums and architects to wow their customers and public with budget friendly large scale visual impact they can rely on.

INDEX.

01. High Efficiency Series	VFN-H2835K-XXX-24	005
	VFN-H2835(K+)-XXX-24	006
	VFN-H2835T-XXX-24	007
	VFN-H2835T-XXX-24	008
	VFN-HD2835O-XXX-24	009
	VFN-H2835O-XXX-24...	010
<hr/>		
02. COB Series	VXX-FC-XXX-XX(HS)	014
	VTN-FC-672-24-RGB(HS)	015
	VNL-F6C	016
	VNL-F10C	017
	VNL-F10F-XX	018
	VNL-S4F-XX	019
	VNL-S6F-XX	020
<hr/>		
03. Classical Series	VF2-J-2835-XXX-XX	023
	VFN-2835T-70/126/210-24	024
	VFN-2835T-XXX-12/24	025
	VFN-2835T-432-24	026
	VFN-H2835L-XXX-24	027
	VFN-H2835L-XXX-24	028
	VFN-2110-XXX-24	029
	VFN-2016A-XXX-24	030
	VFN-3528A-XXX-12/24	031
	VFN-5050A-XXX-12/24	032
<hr/>		
04. Long Run Series	VLWS-2835T-XX-XX	036
	VLWS-2835A-XXX-24	037
	VLWS-2835T-168-24-TW	038
	VLWS-5050B-60-24-RGB-A/B	039
<hr/>		
05. Flexible Wall Washer	VNL-F21O.....	041
	VFNO5050-XXX-XX	042
	VTNO5050-XXX-XX	043
<hr/>		
06. Short-Cuttable	VFN-F2835-XXX-12	045
	VFN-H2835V-XXX-24	046
	VFN-H2835V-288-24	047
<hr/>		
07. Full Spectrum	VFN/VCN-2835G-XXX-24	050
	VFN/VCN-2835E-XXX-24	051
<hr/>		
08. Constant Current Series	VCN-H2835O-160-24	053
	VCN-2016A-180-24	054
	VCN-2110-216-24	055
	VCCN-G/F2835-XXX-36	056
	VTCCN-H2835-XXX-XX-TW	057




09. Mini Series		VMN-2016A-182-24.....	060
		VMN-2110-238-24.....	061
		VMN-2835A-120-12/24.....	062
		VMN-2835A-60-12/24.....	063
		VMN-2016A-182-24.....	064
		VMN-5630A-60-24.....	065
		VMN-2110-280-24-TW.....	066
		VMN-4040-96-24-RGB.....	067
<hr/>			
10. Side View Series		VFN-SV3014P-XXX-24.....	069
		VFN-SV3014A-XXX-12/24.....	070
		VTN-SV4713-XXX-24-RGB.....	071
<hr/>			
11. Short cuttable Series		VFN-F2835-80-48.....	073
		VFN-H2835T-150-48.....	074
		VTN-F5050-56-48-RGBW.....	075
		VLN-2835T-XXX-48.....	076
<hr/>			
12. Multi-Color Series			
	Tunable white	VPTW-2835T-168-24-TW.....	079
		VPTW-2016A-224-24-TW.....	080
		VTN-H2835T-XXX-24-TW.....	081
		VTN-2110-XXX-XX-TW.....	082
		VTN-S43528A-120-12/24-TW.....	083
		VTN-2016A-XXX-XX-TW.....	084
		VTN-2110-396-24-RGB.....	085
		VTN-4040A-120-24-RGB.....	086
	RGB/RGBW	VTN-5050A-XXX-XX-RGB.....	087
		VTN-2110-384-24-RGBW.....	088
		VTN-42T-192-24-RGB+W.....	089
		VTN-5050-60-12/24-RGB+W.....	090
		VTN-5050-120-24-RGB+W.....	091
		VTN-F5050-60-12/24-RGBW.....	092
		VTN-S5050-60-24-RGBTW.....	093
		VTN-566-180-24-RGB+TW.....	094
	SPI	VDN-5050A-60-12/24-RGB/W-SPI.....	095
	DMX	DMXN-5050A-XX-XX-W.....	096
		DMXN-5050-XX-XX-RGB.....	097
		DMXN-F5050-XX-XX-RGBW.....	098
<hr/>			
13. Flexible Panel Series		VFP-P24-W.....	101
		VFP-P27-TW.....	102
		VFP-P27-RGB.....	103
		VFP-P27-RGBW.....	104
		VFP-P27-RGB+W.....	105
		VFP-P25-RGB+TW.....	106
		VFP-P20-RGB-SPI.....	107
		VFP-P30-RGB+W-SPI.....	108

01. HIGH EFFICIENCY SERIES

King
Thor
Odin



High light efficiency,
up to 215lm/W



High CRI
90+ or 95+

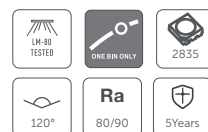
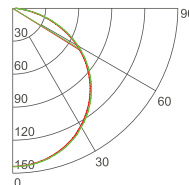


Color consistency
SDCM < 3



VFN-H2835K-XXX-24

Size 5000X10mm
 LED/group 9LED
 Input Voltage DC24V
 LED Qty 90/144/180 LED/m
 No Brightness Difference 4/3/2.5m



IP Rating	IP22(N)	IP64(WP)	IP65(WS)	IP67(WT)	IP67(WHE)	IP68(WE)	IP68(WTS/WTU)
Graphical							
PCB Width(mm)	10	10	10	10	10	10	10

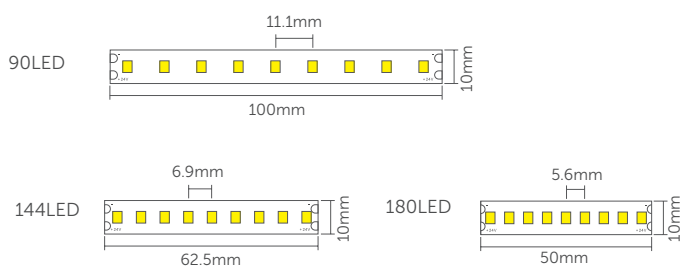


OPTICAL & ELECTRICAL PARAMETERS (4000K for reference, more options available)

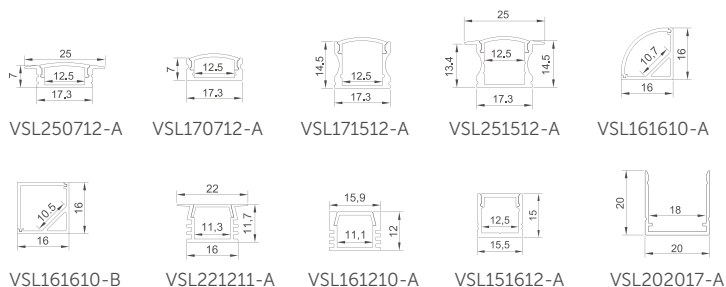
Model No.	Voltage	Ra	CCT	LM/m	LM/W	Energy efficiency class	W/m
VFN-H2835K-90-24	24V DC	>80	4000K	1042	217	B	4.80
VFN-H2835K-144-24	24V DC	>80	4000K	1650	215	B	7.68
VFN-H2835K-180-24	24V DC	>80	4000K	2044	213	B	9.60

Model No.	Voltage	Ra	CCT	LM/m	LM/W	Energy efficiency class	W/m
VFN-H2835K-90-24	12V DC	>90	4000K	922	192	C	4.80
VFN-H2835K-144-24	12V DC	>90	4000K	1475	192	C	7.68
VFN-H2835K-180-24	12V DC	>90	4000K	1820	190	C	9.60

TECHNICAL DRAWING Unit: mm



ALUMINUM PROFILE



QUICK CONNECTOR




Suitable for 10mm width product with LED density less than 120LEDs/m.



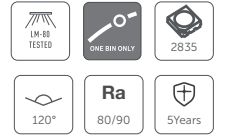
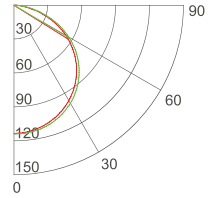
Suitable for 10mm width product with LED density above 120LEDs/m.





VFN-H2835(K+)-XXX-24

Size	5000X8mm
LED/group	9LED
Input Voltage	DC24V
LED Qty	72/144/180 LED/m
No Brightness Difference	4.5/3/2.5m



IP Rating	IP22(N)	IP64(WP)	IP65(WS)	IP67(WT)	IP67(WHE)	IP68(WE)	IP68(WTS/WTU)
Graphical							
PCB Width(mm)	10	10	10	10	10	10	10



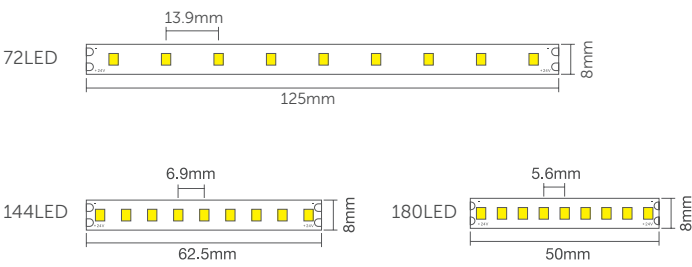
OPTICAL & ELECTRICAL PARAMETERS (4000K for reference, more options available)

Model No.	Voltage	Ra	CCT	LM/m	LM/W	Energy efficiency class	W/m
VFN-H2835(K+)-72-24	24V DC	>80	4000K	768	200	B	3.84
VFN-H2835(K+)-144-24	24V DC	>80	4000K	1550	202	B	7.68
VFN-H2835(K+)-180-24	24V DC	>80	4000K	1920	200	B	9.60

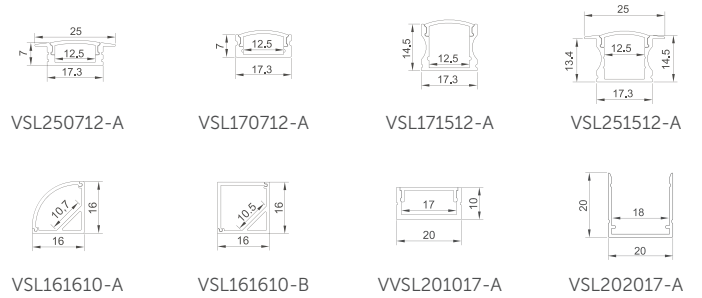
Model No.	Voltage	Ra	CCT	LM/m	LM/W	Energy efficiency class	W/m
VFN-H2835(K+)-72-24	24V DC	>90	4000K	650	166	D	3.84
VFN-H2835(K+)-144-24	24V DC	>90	4000K	1274	166	D	7.68
VFN-H2835(K+)-180-24	24V DC	>90	4000K	1612	167	D	9.60

TECHNICAL DRAWING

Unit: mm



ALUMINUM PROFILE



QUICK CONNECTOR



Suitable for 10mm width product with LED density less than 120LEDs/m.



Suitable for 10mm width product with LED density above 120LEDs/m.

WIRE




20awg UL2468 wire



20awg UL2464 jacket wire

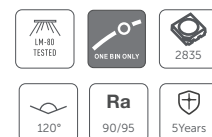




VFN-H2835T-XXX-24



Size	5000X10/14mm
LED/group	8LED
Input Voltage	DC24V
LED Qty	64/128/160/240 LED/m
No Brightness Difference	6/4.5/4/4m



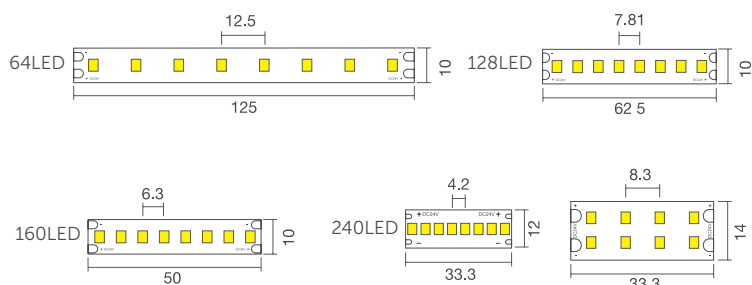
OPTICAL & ELECTRICAL PARAMETERS (4000K for reference, more options available)

Model No.	Voltage	CRI	CCT	LM/m	LM/W	W/m
VFN-H2835T-64-24	24V DC	>90	4000K	1128	147	7.68
VFN-H2835T-128-24	24V DC	>90	4000K	1728	150	11.52
VFN-H2835T-160-24	24V DC	>90	4000K	2131	148	14.40
VFN-H2835T-240-24	24V DC	>90	4000K	3240	150	21.60

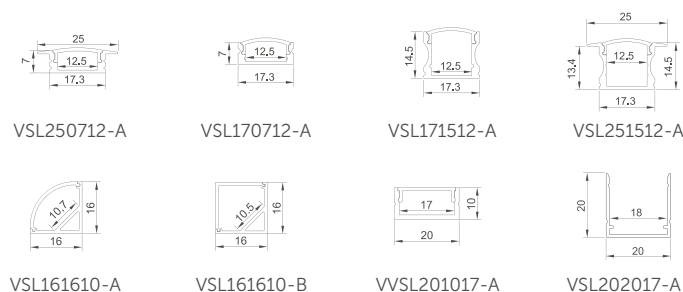
Model No.	Voltage	CRI	CCT	LM/m	LM/W	W/m
VFN-H2835T-64-24	24V DC	>95	4000K	975	127	7.68
VFN-H2835T-128-24	24V DC	>95	4000K	1475	128	11.52
VFN-H2835T-160-24	24V DC	>95	4000K	1800	125	14.40
VFN-H2835T-240-24	24V DC	>95	4000K	2678	124	21.60

TECHNICAL DRAWING

Unit: mm




ALUMINUM PROFILE




QUICK CONNECTOR




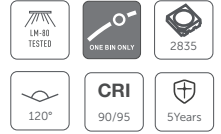
WIRE





VFN-H2835T-XXX-24

Size 5000X22/50/28mm
 LED/group 24/16/8LED
 Input Voltage DC24V
 LED Qty 288/416/432LED/m
 No Brightness Difference 4.5/6.5/5m



IP Rating	IP22(N)	IP64(WP)	IP65(W5)	IP67(WT)	IP67(WHE)	IP68(WE)	IP68(WTS/WTU)
Graphical							
PCB Width(mm)	10	10	10	10	10	10	10

OPTICAL & ELECTRICAL PARAMETERS (4000K for reference, more options available)

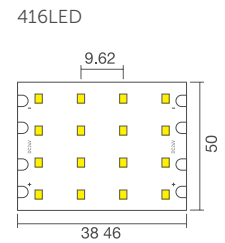
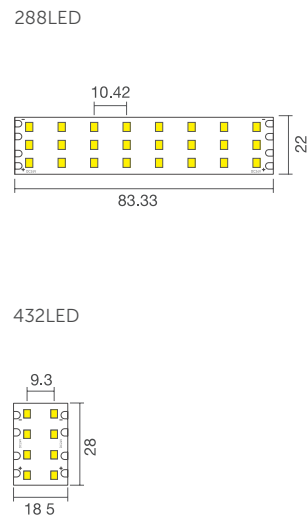
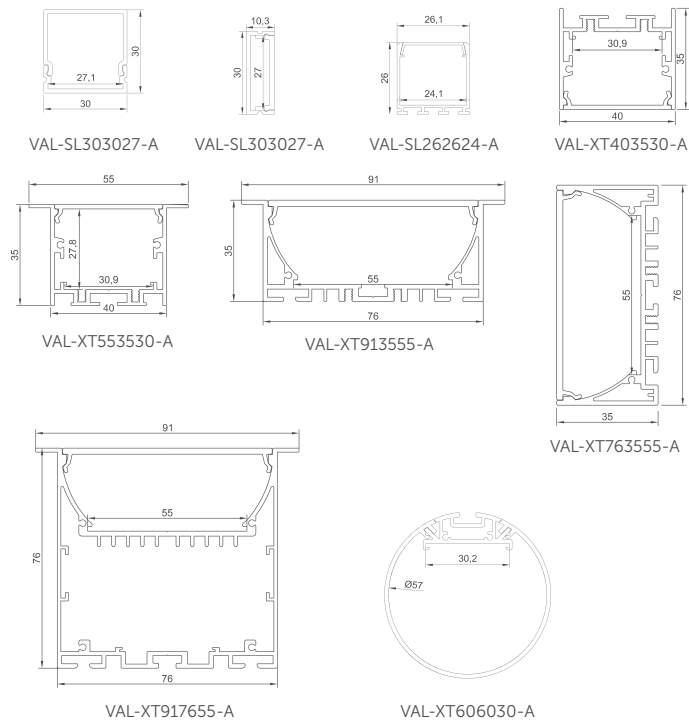
Model No.	Voltage	CRI	CCT	LM/m	LM/W	W/m
VFN-H2835T-288-24	24V DC	>90	4000K	3810	147	25.92
VFN-H2835T-416-24	24V DC	>90	4000K	5503	147	37.44
VFN-H2835T-432-24	24V DC	>90	4000K	5715	147	38.88

Model No.	Voltage	CRI	CCT	LM/m	LM/W	W/m
VFN-H2835T-288-24	24V DC	>95	4000K	3214	124	25.92
VFN-H2835T-416-24	24V DC	>95	4000K	4643	124	37.44
VFN-H2835T-432-24	24V DC	>95	4000K	4821	124	38.88

ALUMINUM PROFILE

TECHNICAL DRAWING

Unit: mm





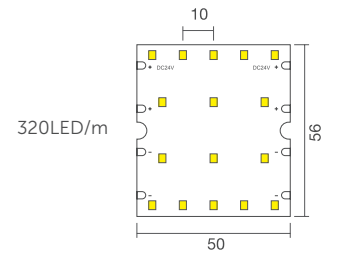
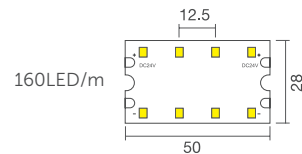
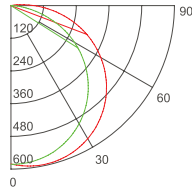
VFN-HD2835O-XXX-24

- High CRI and high brightness
- Single sided FPC is adopted
- Flexible and cuttable
- Support PWM, DALI, DMX, 0-10V and other dimming
- Multiple specifications, support customization

IP Rating	IP22(IN)	IP64(WP)	IP65(WS)	IP67(WT)	IP67(WHE)	IP68(WE)	IP68(WTS/WTU)
Graphical							
PCB Width(mm)	10	10	10	10	10	10	10

BASIC PARAMETERS

Size	5000X28/56mm
LED/group	8LED
Input Voltage	DC24V
LED Qty	160/320 LED/m
No Brightness Difference	2m

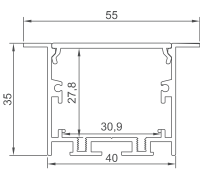


Unit: mm

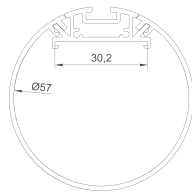
OPTICAL & ELECTRICAL PARAMETERS (4000K for reference, more options available)

Model No.	Voltage	CRI	CCT	LM/m	LM/W	W/m
VFN-HD2835O-160-24	24V DC	>90	4000K	4636	161	28.8
VFN-HD2835O-320-24	24V DC	>90	4000K	9273	161	57.6

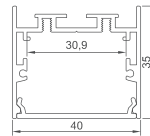
ALUMINUM PROFILE



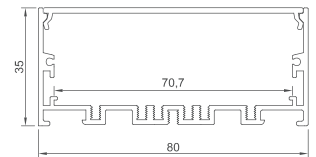
VAL-XT553530-A



VAL-XT606030-A



VAL-XT403530-A



VAL-XT803570-A


WIRE



20awg UL2464 jacket wire





20awg UL2468 wire



VFN-H2835O-XXX-24

- High CRI and high brightness
- Single sided FPC is adopted
- Flexible and cuttable
- Support PWM, DALI, DMX, 0-10V and other dimming

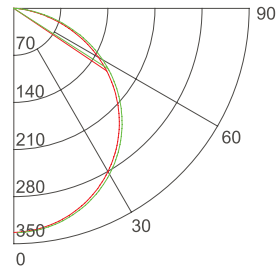


IP Rating	IP22(N)	IP64(WP)	IP65(W)	IP67(WT)	IP67(WHE)	IP68(WE)	IP68(WTS/WTU)
Graphical							
PCB Width(mm)	10	10	10	10	10	10	10



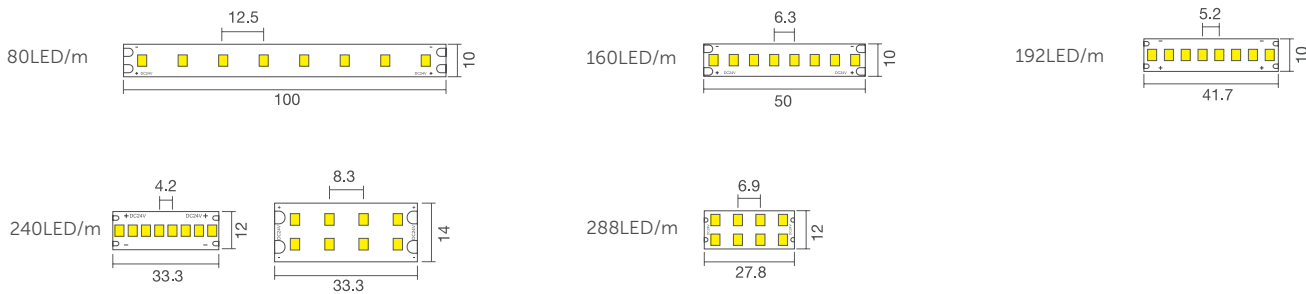
BASIC PARAMETERS

Size	5000X10/12mm
LED/group	8LED
Input Voltage	DC24V
LED Qty	80/160/192/240/288 LED/m
No Brightness Difference	4/3/2.5/3.2.5m



TECHNICAL DRAWING

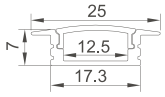
Unit: mm



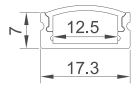
OPTICAL & ELECTRICAL PARAMETERS (4000K for reference, more options available)

Model No.	Voltage	CRI	CCT	LM/m	LM/W	W/m
VFN-H2835O-80-24	24V DC	>90	4000K	2304	160	14.4
VFN-H2835O-160-24	24V DC	>90	4000K	3840	160	24.0
VFN-H2835O-192-24	24V DC	>90	4000K	4608	160	28.8
VFN-H2835O-240-24	24V DC	>90	4000K	5724	159	36.0
VFN-H2835O-288-24	24V DC	>90	4000K	6955	161	43.2

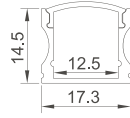
ALUMINUM PROFILE



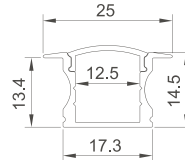
VSL250712-A



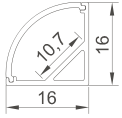
VSL170712-A



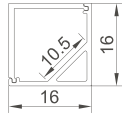
VSL171512-A



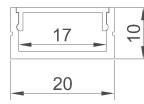
VSL251512-A



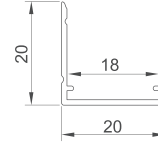
VSL161610-A



VSL161610-B



VSL201017-A



VSL202017-A

QUICK CONNECTOR



VFN-W10FF2




VFN-W10FF2G



S10W0



S10W2



VFN-W10CF2



VFN-W10CF2G



S10W1

WIRE



20awg UL2468 wire



20awg UL2464
jacket wire

02. | COB SERIES

COB | waterproof COB

180° beam angle

RA 90+

Good environmental adaptability and UV resistance

Lighter, thinner and smaller size

Silicone integrated extrusion shaping process

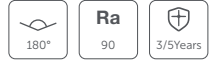






VFN/VTN-FC-XXX-XX(HS)

- Long run series and no welding spots
- Dot-free, no shadows, high temperature resistance
- 180° big luminous angle, Ra 90+
- Not easy to vulcanize, good luminous flux maintenance rate
- Stable internal structure and long service life
- Seamless linear lighting with good flexibility
- Multiple specifications are available



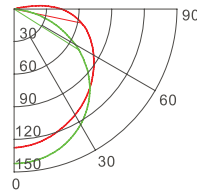
IP Rating	IP22(N)	IP64(WP)	IP65(W5)	IP67(WT)	IP67(WHE)	IP68(WE)	IP68(WTS/WTU)
Graphical							
	<input checked="" type="checkbox"/>	<input type="checkbox"/>	<input type="checkbox"/>	<input type="checkbox"/>	<input type="checkbox"/>	<input type="checkbox"/>	<input type="checkbox"/>



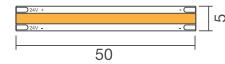
Unit: mm

BASIC PARAMETERS

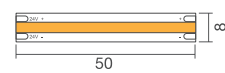
Size	5000x5mm	5000X8mm
Input Voltage	DC24V	DC24V
LED Qty	320 LED/m	320/480/576 LED/m
Standard Run:	5m	5m



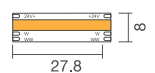
320LED/m-5mm



320/480 LED/m



576 LED/m



OPTICAL & ELECTRICAL PARAMETERS (4000K for reference, more options available)

Model No.	Voltage	Ra	CCT	LM/m	LM/W	W/m
VFN-FC-320-24(HS)-5mm	24V DC	>90	4000K	950	90	10.0
VFN-FC-320-24(HS)	24V DC	>90	4000K	900	90	10.0
VFN-FC-480-24(HS)	24V DC	>90	4000K	1000	100	10.0
VTN-FC-576-24-TW(HS)	24V DC	>90	W:2700K	480	80	6.0
			N:6500K	540	90	6.0
			TW:4000K	1020	85	12.0

QUICK CONNECTORS



Connector: IV-C208-BB



Connector: CB2P-8



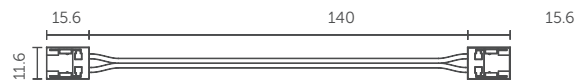
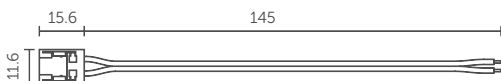
Connector: OB2P-8-L



Connector: O2P-8-T



Connector: OA2P-8-A





VTN-FC-672-24-RGB(HS)

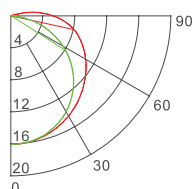
- 180° beam angle
- Long run series and no welding spots
- Good flexibility and better heat dissipation
- High packaging density
- No holder and alloy wire, less production processes, more reliable



IP Rating	IP22(IN)	IP64(WP)	IP65(WS)	IP67(WT)	IP67(WHE)	IP68(WE)	IP68(WTS/WTU)
Graphical							

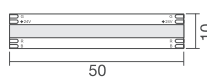
BASIC PARAMETERS

Size: 5000X10/5000x12mm
 Input Voltage: DC24V
 LED Qty: 672 LED/m
 Standard Run: 5m



672 LED/m-RGB

Unit: mm



672 LED/m-RGBW



OPTICAL & ELECTRICAL PARAMETERS

Model No.	Voltage	Ra	Color	LM/m	LM/W	W/m
VTN-FC-672-24-RGB	24V DC	\	Red	182	26	7.0
			Green	472	105	4.5
			Blue	56	16	3.5
			RGB	744	48	15.0

QUICK CONNECTORS



Connector: IV-C208-BB



Connector: CB2P-8




Connector: OB2P-8-L



Connector: O2P-8-T



Connector: OA2P-8-A



VNL-F6C-XX

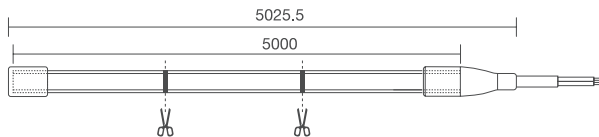
- Color options: Single color.
- Adopt silicone extrusion process, strong environmental adaptability.
- Mini cuttable length, top bending, and easy to shape.
- Warranty: 5 years indoor.
- Customization: multiple spec options, can be customized upon requirements.



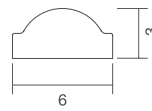
PROFILE DRAWINGS

Unit: mm

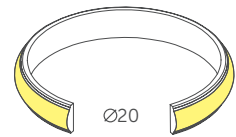
Glue process



Sectional view



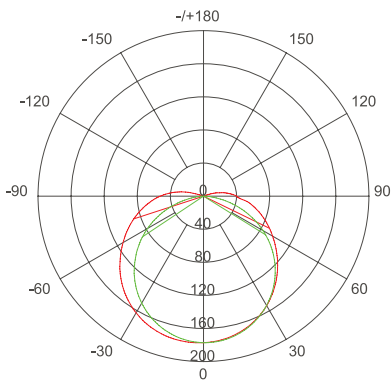
Bending Diameter



OPTICAL & ELECTRICAL PARAMETERS (4000K for reference, more options available)

Model No.	Voltage	Ra	CCT	LM/m	LM/W	W/m
VNL-F6C-XX	24V DC	>90	4000K	552	73	7.2

PHOTOMETRIC

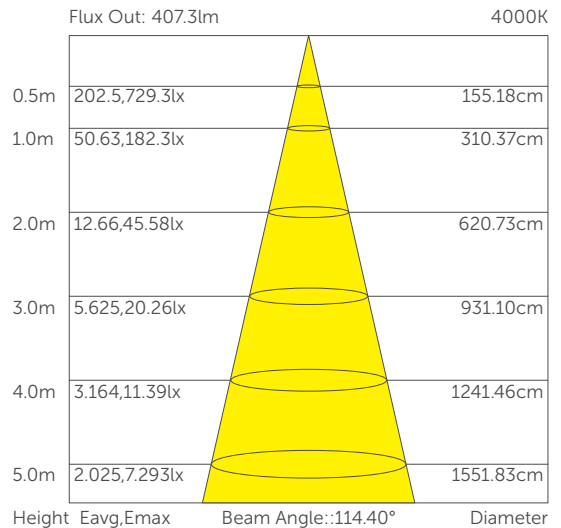


Unit: cd

- C 0/180,135.9°

- C90/270,114.4°

Average Beam Angle (50%): 125.2°



PRODUCT ACCESSORIES





VNL-F10C-XX

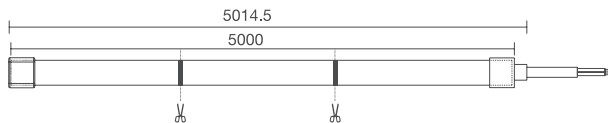
- Color options: Single color
- Adopt silicone extrusion process, strong environmental adaptability
- Mini cuttable length, top bending, and easy to shape
- Warranty: 5 years indoor
- Customization: multiple spec options, can be customized upon requirements



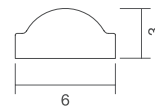
PROFILE DRAWINGS

Unit: mm

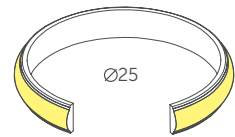
Glue process



Sectional view



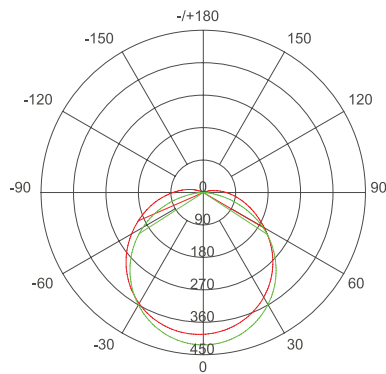
Bending Diameter



OPTICAL & ELECTRICAL PARAMETERS (4000K for reference, more options available)

Model No.	Voltage	Ra	CCT	LM/m	LM/W	W/m
VNL-F10C-XX	24V DC	>90	4000K	1147	63	19.2

PHOTOMETRIC



Unit: cd

- C 0/180,126.2°
- C90/270,114.2°

Average Beam Angle (50%): 120.2°

Height	Eavg,Emax	Beam Angle:114.17°	Diameter
0.5m	462.3,1691lx		154.50cm
1.0m	115.6,422.8lx		309.00cm
2.0m	28.89,105.7lx		618.00cm
3.0m	12.84,46.98lx		927.00cm
4.0m	7.223,26.42lx		1236.00cm
5.0m	4.623,16.91lx		1545.00cm

Flux Out: 929.9lm 4000K

PRODUCT ACCESSORIES



Front cap



Closing End-cap



Aluminum Channel



Wire-to-Board Connector



Board-to-board connector



Silicone Glue



Screws



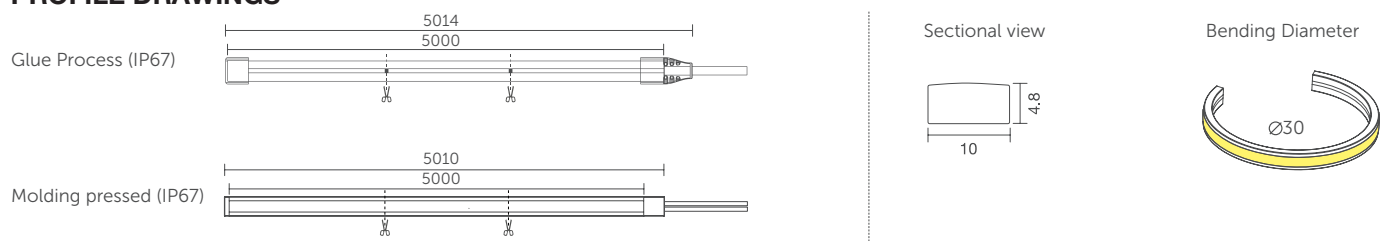
VNL-F10F-XX

- Color options: Single color
- Superior design with stable and reliable performance
- Top bending, easy to shape and dimmable
- Warranty: 5 years indoor, 3 years outdoor
- Customization: multiple spec options, can be customized upon requirements



PROFILE DRAWINGS

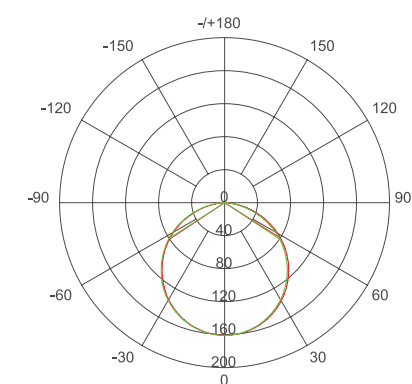
Unit: mm



OPTICAL & ELECTRICAL PARAMETERS (4000K for reference, more options available)

Model No.	Voltage	Ra	Color	LM/m	LM/W	W/m
VNL-F10F-XX	24V DC	>90	4000K	470	63	7.2
		/	Red	45	6	
			Green	510	71	
			Blue	98	13	
			Yellow	48	6	
			Orange	40	5	

PHOTOMETRIC




Unit: cd
 - C 0/180,114.1°
 - C90/270,113.6°
 Average Beam Angle (50%): 113.9°

Height	Eavg, Emax	Flux Out: 345.1lm	4000K	Diameter
0.5m	185,6627lx			152.94cm
1.0m	46.3,165lx			305.89cm
2.0m	11.6,41.4lx			611.78cm
3.0m	5.15,18.4lx			917.66cm
4.0m	2.90,10.3lx			1070.61cm
5.0m	1.85,6.62lx			1529.44cm

Beam Angle: 113.64°

PRODUCT ACCESSORIES





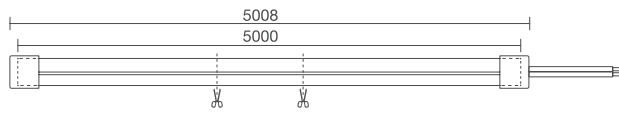
VNL-S4F-XX

- Color options: Single color
- Adopt high quality components with stable and reliable performance
- Side bending, easy to shape, and dimmable
- Warranty: 5 years indoor, 3 years outdoor
- Customization: multiple spec options, can be customized upon requirements



PROFILE DRAWINGS

Unit: mm



Sectional view



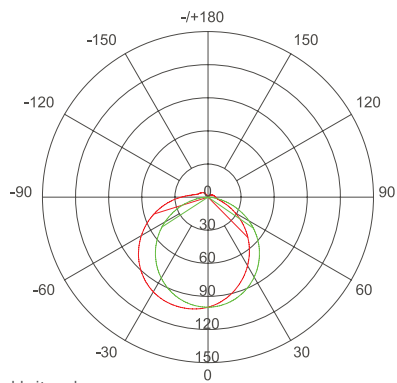
Bending Diameter



OPTICAL & ELECTRICAL PARAMETERS (4000K for reference, more options available)

Model No.	Voltage	Ra	Color	LM/m	LM/W	W/m
VNL-S4F	24V DC	>80	4000K	324	34	9.6
			Red	79	9	
			Green	312	21	
			Blue	43	5	

PHOTOMETRIC



Unit: cd
 - C 0/180,117.3°
 - C90/270,112.6°
 Average Beam Angle (50%): 114.9°

Flux Out: 214.8lm 4000K

Height	Eavg, Emax	Beam Angle: 112.58°	Diameter
0.5m	115.4,401.7lx		149.90cm
1.0m	28.84,100.4lx		299.80cm
2.0m	7.210,25.11lx		599.59cm
3.0m	3.205,11.16lx		899.39cm
4.0m	1.803,6.276lx		1199.19cm
5.0m	1.154,4.017lx		1498.98cm

PRODUCT ACCESSORIES



Front cap



Closing End-cap



Front cap (Molding pressed)



Closing End-cap (Molding pressed)



Plastic Clip



Aluminum Channel



Silicone Glue



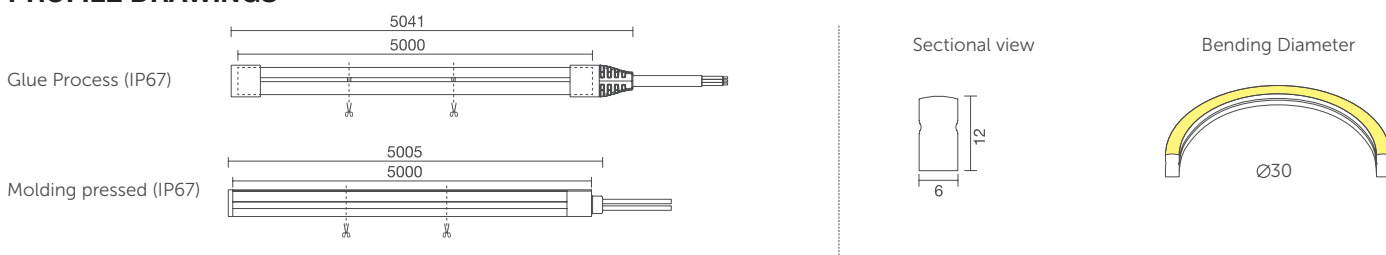
VNL-S6F-XX

- Color options: Single color, natural white
- Adopt high quality components with stable and reliable performance
- Side bending, suitable for many shapes
- Can be connected to a controller or a dimmer
- Warranty: 5 years indoor, 3 years outdoor
- Customization: multiple spec options, can be customized upon requirements



PROFILE DRAWINGS

Unit: mm

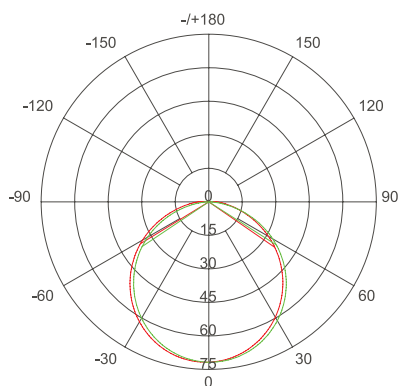


OPTICAL & ELECTRICAL PARAMETERS (4000K for reference, more options available)

Model No.	Voltage	Ra	Color	LM/m	LM/W	W/m
VNL-S6F	24V DC	>80	4000K	218	20	12
		/	Red	86	7	
			Green	114	10	
			Blue	39	3	
			Yellow	201	17	

Note: other available colors: TW. For more information, please contact us.

PHOTOMETRIC



Unit: cd
 - C 0/180,113.9°
 - C90/270,113.6°

Average Beam Angle (50%): 113.8°

Flux Out:153.1lm 5200K


Height	Eavg,Emax	Beam Angle:112.95°	Diameter
0.5m	82.23,290.0lx		150.95cm
1.0m	20.56,72.49lx		301.90cm
2.0m	5.139,18.12lx		603.81cm
3.0m	2.284,8.055lx		905.71cm
4.0m	1.285,4.531lx		1207.61cm
5.0m	0.8223,2.900lx		1509.52cm

PRODUCT ACCESSORIES



03. CLASSICAL SERIES

R2R | 2835-Thor | 2835-Loki
2110 | 2016 | 3528 | 5050




Easy to mount on a curved surface



Various specifications are available



Long lifespan with great lumen maintenance



VF2-J-2835-XXX-XX

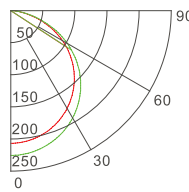


- Good linear effect and long life span
- Long run series, reel-to-reel technology with less power feed
- Color rendering index up to RA90+
- Can be cut and customized

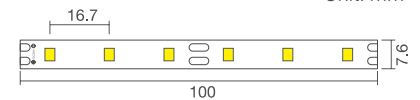


BASIC PARAMETERS

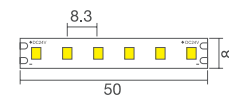
Size	5000/20000X7.6mm	5000/20000X8mm
LED/group	6LED	6LED
Input Voltage	DC24V	DC12/24V
LED Qty	60LED/m	120LED/m
No Brightness Difference	10m	4/10m



60LED/m



120LED/m



Unit: mm

OPTICAL & ELECTRICAL PARAMETERS (4000K for reference, more options available)

Model No.	Voltage	Ra	CCT	LM/m	LM/W	W/m
VF2-J-2835-60-24	24V DC	>90	4000K	580	81	7.2
VF2-J-2835-120-24	24V DC	>90	4000K	787	82	9.6

ALUMINUM PROFILE



VSL250712-A



VSL170712-A



VSL171512-A



VSL251512-A



VSL161610-A



VSL161610-B



VSL201017-A



VSL202017-A

QUICK CONNECTOR



VFN-W10FF2



VFN-W10FF2G



S10W0



S10W2



VFN-W10CF2



VFN-W10CF2G



S10W1

Suitable for 10mm width product with LED density less than 120LEDs/m.

Suitable for 10mm width product with LED density above 120LEDs/m.

Suitable for 10mm width product.


WIRE



20awg UL2468 wire



20awg UL2464 jacket wire



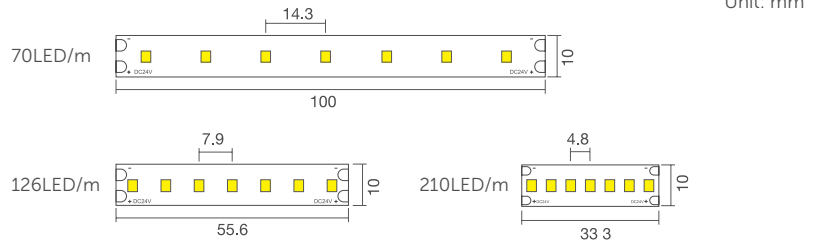
VFN-2835T-70/126/210-24

- High CRI @ 90+/95+
- Color Consistency: 3 SDCM (typical)
- Multiple specifications are available

IP Rating	IP22(I/N)	IP64(WP)	IP65(W/S)	IP67(W/T)	IP67(W/H/E)	IP68(W/E)	IP68(W/T/S/W/T/U)	
Graphical								

BASIC PARAMETERS

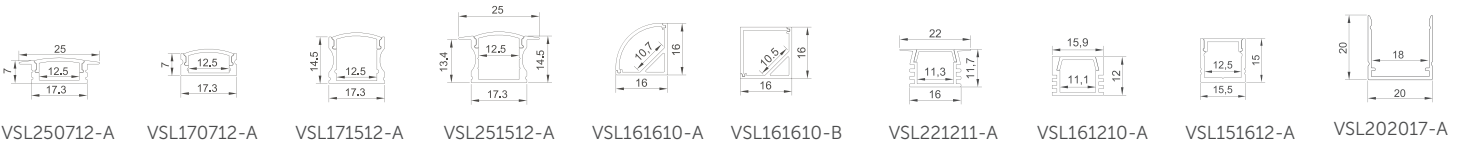
Size	5000X10mm
LED/group	7LED
Input Voltage	DC24V
LED Qty	70/126/210LED/m
Standard Run:	5m



OPTICAL & ELECTRICAL PARAMETERS (4000K for reference, more options available)

Model No.	Voltage	Ra	CCT	LM/m	LM/W	W/m
VFN-2835T-70-24	24V DC	>90/95	4000K	1699/1512	118/105	14.40
VFN-2835T-126-24	24V DC	>90/95	4000K	1620/1439	125/111	12.96
VFN-2835T-210-24	24V DC	>90/95	4000K	1814/1613	126/112	14.40

ALUMINUM PROFILE



QUICK CONNECTOR




Suitable for 10mm width product with LED density less than 120LEDs/m.

Suitable for 10mm width product with LED density above 120LEDs/m.

Suitable for 10mm width product.

WIRE





VFN-2835T-XXX-12/24

- High CRI 90+/95+
- Color Consistency: 3 SDCM (typical)
- Multiple specifications are available

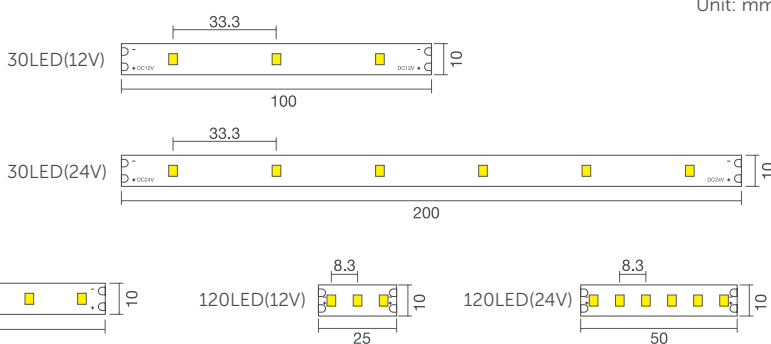
2200K 2500K 2700K 3000K 3500K 4000K 5000K 6500K

IP Rating	IP22(I/N)	IP64(WP)	IP65(WS)	IP67(WT)	IP67(WHE)	IP68(WE)	IP68(WTS/WTU)
Graphical							

BASIC PARAMETERS

Size	5000X10mm	5000X10mm	5000X10mm
LED/group	3/6 LED	3/6 LED	3/6 LED
Input Voltage	DC12/24V	DC12/24V	DC12/24V
LED Qty	30LED/m	60LED/m	120LED/m
Max Run:	7/12m	4.5/8m	4.5/8m

Unit: mm



OPTICAL & ELECTRICAL PARAMETERS (4000K for reference, more options available)

Model No.	Voltage	CRI	CCT	LM/m	LM/W	W/m
VFN-2835T-30-12/24	12/24V DC	>90/95	4000K	749/662	104/92	7.2
VFN-2835T-60-12/24	12/24V DC	>90/95	4000K	1498/1325	104/92	14.4
VFN-2835T-120-12/24	12/24V DC	>90/95	4000K	1526/1354	106/94	14.4

ALUMINUM PROFILE

VSL250712-A

VSL170712-A

VSL171512-A

VSL251512-A

VSL161610-A

VSL161610-B

VSL221211-A

VSL161210-A

QUICK CONNECTOR

VFN-W10FF2

VFN-W10CF2

Suitable for 10mm width product with LED density less than 120LEDs/m.

S10W0

S10W1

VFN-W10FF2G

VFN-W10CF2G

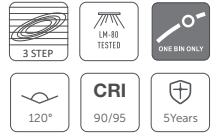

Suitable for 10mm width product with LED density above 120LEDs/m.

S10W1



VFN-2835T-432-24

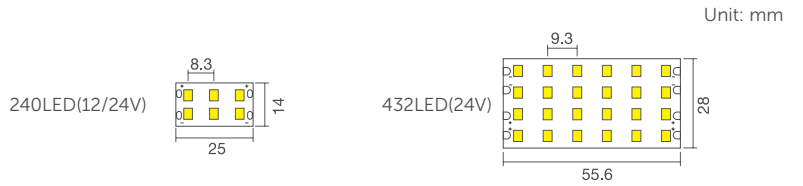
- High CRI @ 90+/95+
- Color Consistency: 3 SDCM (typical)



IP Rating	IP22(N)	IP64(WP)	IP65(WS)	IP67(WT)	IP67(WHE)	IP68(WE)	IP68(WTS/WTU)	
Graphical								

BASIC PARAMETERS

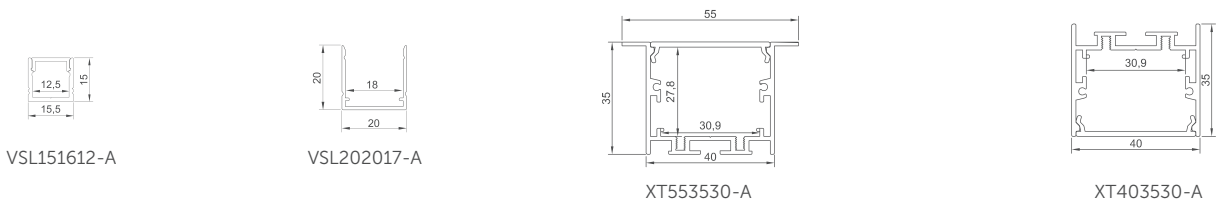
Size	5000X14mm	5000X28mm
LED/group	3/6 LED	24LED
Input Voltage	DC12/24V	DC24V
LED Qty	240LED/m	432LED/m
Max Run:	3/5m	4m




OPTICAL & ELECTRICAL PARAMETERS (4000K for reference, more options available)

Model No.	Voltage	CRI	CCT	LM/m	LM/W	W/m
VFN-2835T-240-12/24	12/24V DC	>90/95	4000K	3053/2707	106/94	28.8
VFN-2835T-432-24	24V DC	>90/95	4000K	4873	106/94	51.84

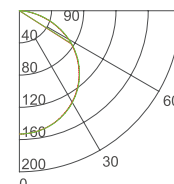
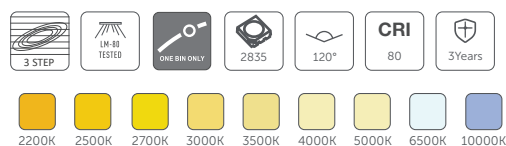
ALUMINUM PROFILE





VFN-H2835L-XXX-24

- High brightness and luminous efficiency
- Made of calendered copper, flexible material and is cuttable
- Excellent environmental adaptability and UV resistance
- Support PWM, DALI, DMX, 0-10V and other dimming modes
- Various specifications, support customization



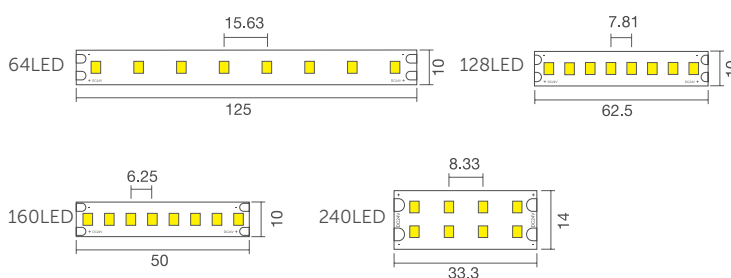
IP Rating	IP22(N)	IP64(WP)	IP65(WS)	IP67(WT)	IP67(WHE)	IP68(WE)	IP68(WTS/WTU)
Graphical							



BASIC PARAMETERS

Size	5000X10/14mm
LED/group	8LED
Input Voltage	DC24V
LED Qty	64/128/160/240 LED/m
No Brightness Difference	6/4.5/4/4m

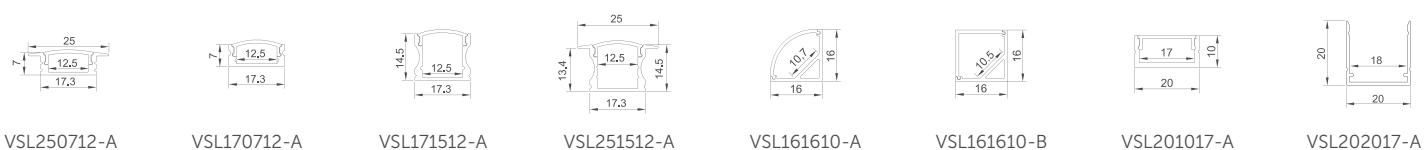
Unit: mm



OPTICAL & ELECTRICAL PARAMETERS (4000K for reference, more options available)

Model No.	Voltage	CRI	CCT	LM/m	LM/W	W/m
VFN-H2835L-64-24	24V DC	>80	4000K	1137	148	7.68
VFN-H2835L-128-24	24V DC	>80	4000K	1693	147	11.52
VFN-H2835L-160-24	24V DC	>80	4000K	2146	149	14.40
VFN-H2835L-240-24	24V DC	>80	4000K	3110	144	21.60

ALUMINUM PROFILE



QUICK CONNECTOR




Suitable for 10mm width product with LED density less than 120LEDs/m.

Suitable for 10mm width product with LED density above 120LEDs/m.

Suitable for 10mm width product.

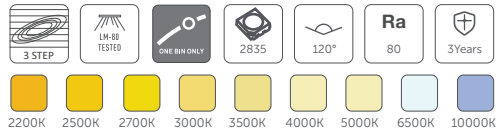
WIRE





VFN-H2835L-XXX-24

- High brightness and luminous efficiency
- Made of calendered copper flexible material and cuttable
- Excellent environmental adaptability and UV resistance
- Support PWM, DALI, DMX, 0-10V and other dimming modes
- Various specifications, support customization

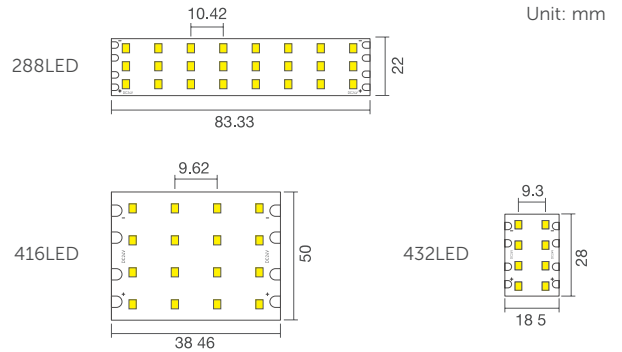
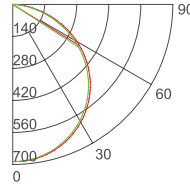


IP Rating	IP22(N)	IP64(WP)	IP65(WS)	IP67(WT)	IP67(WHE)	IP68(WE)	IP68(WTS/WTU)			
Graphical										



BASIC PARAMETERS

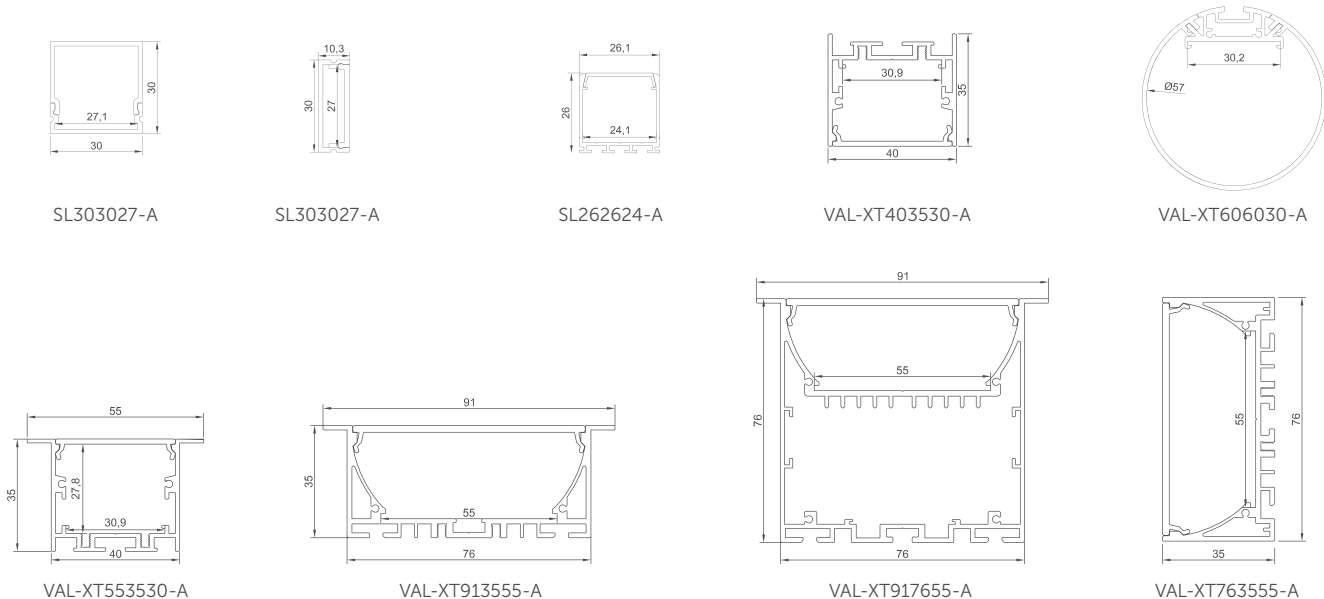
Size	5000X22/50/28mm
LED/group	24/16/8LED
Input Voltage	DC24V
LED Qty	288/416/432LED/m
No Brightness Difference	5/6/4m




OPTICAL & ELECTRICAL PARAMETERS (4000K for reference, more options available)

Model No.	Voltage	Ra	CCT	LM/m	LM/W	W/m
VFN-H2835L-288-24	24V DC	>80	4000K	3732	144	25.92
VFN-H2835L-416-24	24V DC	>80	4000K	5391	144	37.44
VFN-H2835L-432-24	24V DC	>80	4000K	5832	150	38.88

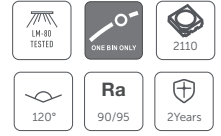
ALUMINUM PROFILE





VFN-2110-XXX-24

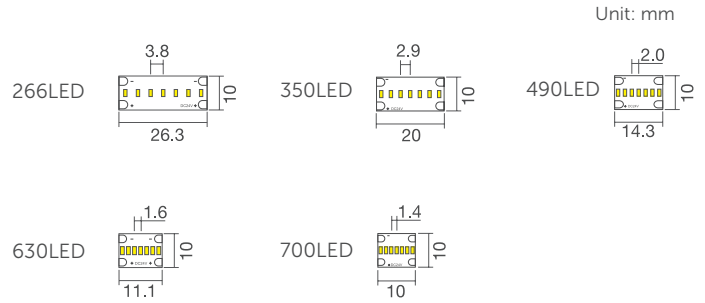
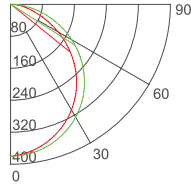
- High density and better linear effect for high brightness and high efficacy up to 105lm/W
- Slim PCB with great flexibility, easy mounted on curved surface
- Enhanced reliability due to stronger LED bracket
- Long lifespan with great lumen maintenance
- Excellent environmental adaptability and UV resistance
- Multiple specifications for options



IP Rating	IP22(N)	IP64(WP)	IP65(W/S)	IP67(WT)	IP67(WHE)	IP68(WE)	IP68(WTS/WTU)	
Graphical								

BASIC PARAMETERS


Size 5000X10mm
 LED/group 7LED
 Input Voltage DC24V
 LED Qty 266/350/490/630/700 LED/m
 Max Run: 4/4/3.5/3/2.5m



OPTICAL & ELECTRICAL PARAMETERS (4000K for reference, more options available)

Model No.	Voltage	Ra	CCT	LM/m	LM/W	W/m
VFN-2110-266-24	24V DC	>90/95	4000K	1258/1153	92/84	13.68
VFN-2110-350-24	24V DC	>90/95	4000K	1425/1306	99/91	14.4
VFN-2110-490-24	24V DC	>90/95	4000K	1663/1524	99/91	16.8
VFN-2110-630-24	24V DC	>90/95	4000K	2052/1881	95/87	21.6
VFN-2110-700-24	24V DC	>90/95	4000K	2185/2003	91/83	24.0

ALUMINUM PROFILE



QUICK CONNECTOR

Suitable for 10mm width product with LED density above 120LEDs/m.

VFN-W10FF2G

S10W0

S10W2

20awg UL2468 wire

VFN-W10CF2G

S10W1

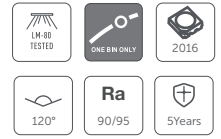
Suitable for 10mm width product.

20awg UL2464 jacket wire



VFN-2016A-XXX-24

- Small size, good flexibility and cuttable
- The light is uniform, soft, and no dots
- Good lumen maintenance, long chip life



IP Rating	IP22(N)	IP64(WP)	IP65(W5)	IP67(WT)	IP67(WHE)	IP68(WE)	IP68(WTS/WTU)	
Graphical								

BASIC PARAMETERS

Size	5000X10mm
LED/group	6/7LED
Input Voltage	DC24V
LED Qty	240/266LED/m
Max Run:	4.5/4m


Unit: mm



OPTICAL & ELECTRICAL PARAMETERS (4000K for reference, more options available)

Model No.	Voltage	Ra	CCT	LM/m	LM/W	W/m
VFN-2016A-240-24	24V DC	>90/95	4000K	1430/1286	83/74	17.28
VFN-2016A-266-24	24V DC	>90/95	4000K	1674/1506	102/92	16.42

ALUMINUM PROFILE



QUICK CONNECTOR



VFN-W10FF2G

Suitable for 10mm width product with LED density above 120LEDs/m.



S10W0



S10W2



VFN-W10CF2G



S10W1

Suitable for 10mm width product.

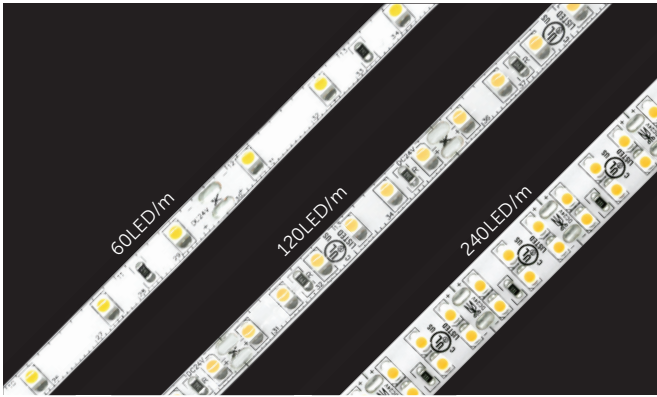
WIRE



20awg UL2468 wire

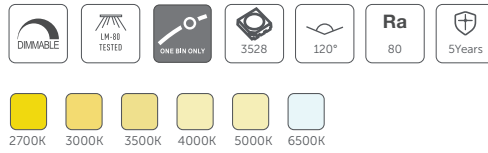


20awg UL2464 jacket wire



VFN-3528A-XXX-12/24

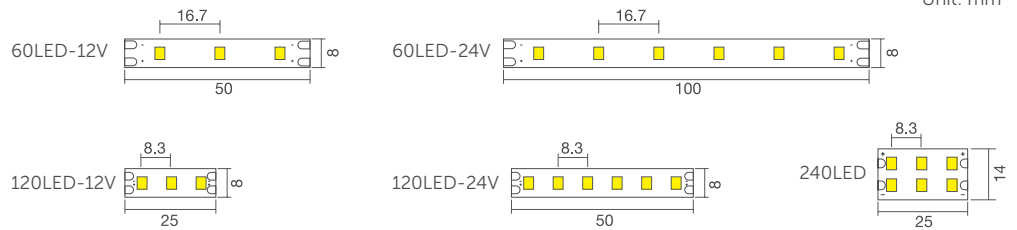
- Great flexibility, with stable and reliable performance
- Good lumen maintenance, long chip life
- Multiple specifications are available



IP Rating	IP22(N)	IP64(WP)	IP65(WS)	IP67(WT)	IP67(WHE)	IP68(WE)	IP68(WTS/WTU)	
Graphical								

BASIC PARAMETERS

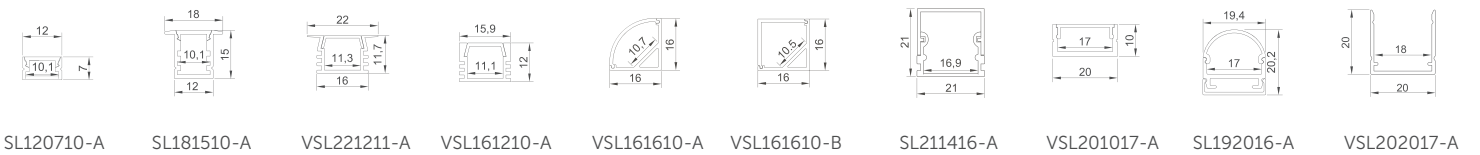
Size	5000X8/14mm
LED/group	3/6LED
Input Voltage	DC12/24V
LED Qty	60/120/240 LED/m
Standard Run:	5m



OPTICAL & ELECTRICAL PARAMETERS (4000K for reference, more options available)

Model No.	Voltage	Ra	CCT	LM/m	LM/W	W/m
VFN-3528A-60-12/24	12/24V DC	>80	4000K	420	87	4.8
VFN-3528A-120-12/24	12/24V DC	>80	4000K	780	81	9.6
VFN-3528A-240-12/24	12/24V DC	>80	4000K	1560	81	19.2

ALUMINUM PROFILE



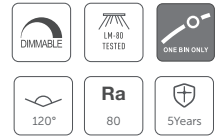
QUICK CONNECTOR

		Suitable for 10mm width product with LED density less than 120LEDs/m.			Suitable for 10mm width product.



VFN-5050A-XXX-12/24

- Great flexibility, with stable and reliable performance
- Good lumen maintenance, long chip life
- Multiple specifications are available



IP Rating	IP22(N)	IP64(WP)	IP65(WS)	IP67(WT)	IP67(WHE)	IP68(WE)	IP68(WTS/WTU)
Graphical							
	<input checked="" type="checkbox"/>	<input checked="" type="checkbox"/>	<input checked="" type="checkbox"/>	<input checked="" type="checkbox"/>	<input checked="" type="checkbox"/>	<input checked="" type="checkbox"/>	<input type="checkbox"/>

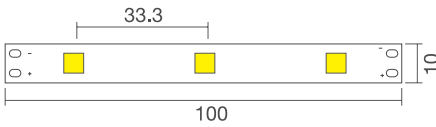


BASIC PARAMETERS

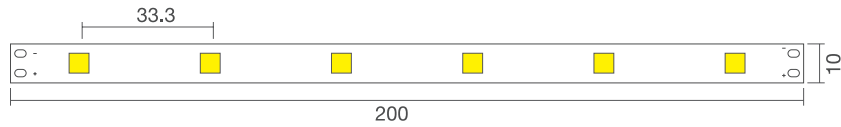
Size	5000X10/20mm
LED/group	3/6LED
Input Voltage	DC12/24V
LED Qty	30/60/120 LED/m
Standard Run:	5m

Unit: mm

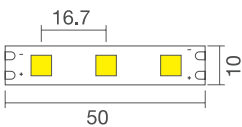
30LED(12V)



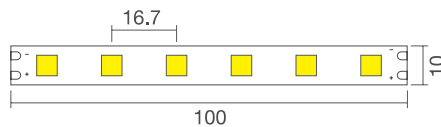
30LED(24V)



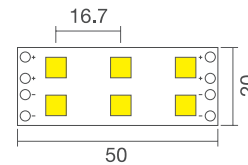
60LED(12V)



60LED(24V)



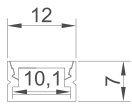
120LED(12/24V)



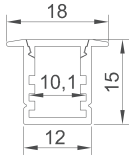
OPTICAL & ELECTRICAL PARAMETERS (4000K for reference, more options available)

Model No.	Voltage	Ra	CCT	LM/m	LM/W	W/m
VFN-5050A-30-12/24	12/24V DC	>80	4000K	576	80	7.2
VFN-5050A-60-12/24	12/24V DC	>80	4000K	1123	78	14.4
VFN-5050A-120-12/24	12/24V DC	>80	4000K	2160	75	28.8

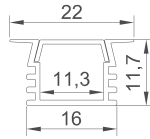
ALUMINUM PROFILE



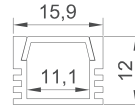
SL120710-A



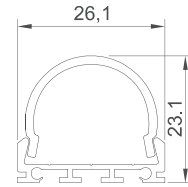
SL181510-A



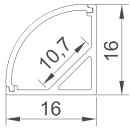
VSL221211-A



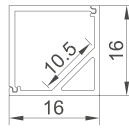
VSL161210-A



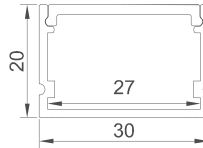
SL261822-A



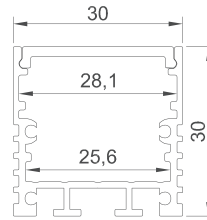
VSL161610-A



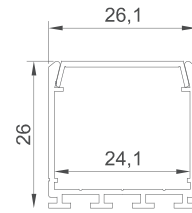
VSL161610-B



SL302027-A



XT303025-A




SL262624-A

QUICK CONNECTOR



VFN-W10FF2



VFN-W10CF2

Suitable for 10mm width product with LED density less than 120LEDs/m.



S10W0



S10W2

Suitable for 10mm width product.




S10W1

04. LONG RUN

series

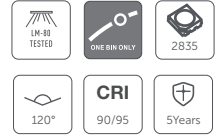
- Max run up to 50m
- Constant current design
- Long run without brightness drop





VLWS-2835T-XX-XX

- Max run up to 50m with no brightness difference
- Color consistency: 3 SDCM[typical]
- Multiple lumen options available
- Constant current regulator design to ensure stable performance

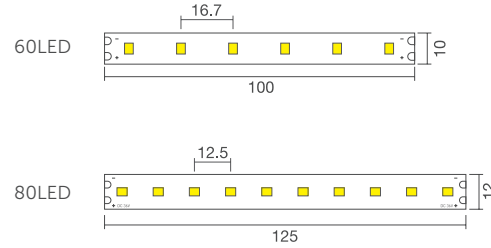


IP Rating	IP22(N)	IP64(WP)	IP65(WS)	IP67(WT)	IP67(WHE)	IP68(WE)	IP68(WTS/WTU)	
Graphical								

BASIC PARAMETERS

Size	50000X10/12mm
LED/group	6/10LED
Input Voltage	DC24/36V
LED Qty	60/80 LED/m
No Brightness Difference	21/50m

Unit: mm

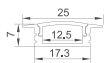


OPTICAL & ELECTRICAL PARAMETERS (4000K for reference, more options available)

Model No.	Voltage	CRI	CCT	LM/m	LM/W	W/m
VLWS-2835T-60-24	24V DC	>90	4000K	509	101	5.04
VLWS-2835T-80-36	36V DC	>90	4000K	580	112	5.18

Model No.	Voltage	Ra	CCT	LM/m	LM/W	W/m
VLWS-2835T-60-24	24V DC	>95	4000K	454	90	5.04
VLWS-2835T-80-36	36V DC	>95	4000K	513	99	5.18

ALUMINUM PROFILE



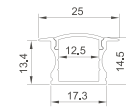
VSL250712-A



VSL170712-A



VSL171512-A



VSL251512-A



VSL161610-A



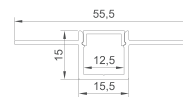
VSL161610-B



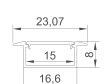
VSL201017-A



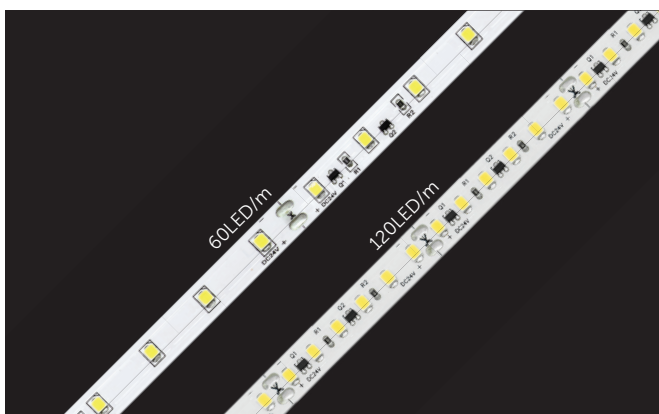
VSL202017-A



SL561512-A

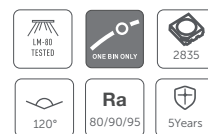


SL230815-A



VLWS-2835A-XXX-24

- Max run up to 50m
- Flexible and cuttable
- Constant current without brightness drop
- Long lifespan with great lumen maintenance
- Excellent environmental adaptability and UV resistance



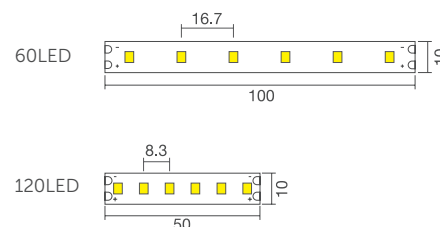
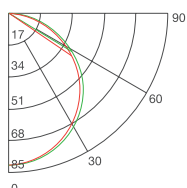
IP Rating	IP22(N)	IP64(WP)	IP65(WS)	IP67(WT)	IP67(WHE)	IP68(WE)	IP68(WTS/WTU)
Graphical							



Unit: mm

BASIC PARAMETERS

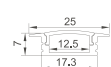
Size	21000/16000X10mm
LED/group	6LED
Input Voltage	DC24V
LED Qty	60/120 LED/m
Max Run:	21/16m



OPTICAL & ELECTRICAL PARAMETERS (4000K for reference, more options available)

Model No.	Voltage	Ra	CCT	LM/m	LM/W	W/m
VLWS-2835A-60-24-5W	24V DC	>80	4000K	431	86	5.04
VLWS-2835A-120-24-6W	24V DC	>80	4000K	525	88	6.0
VLWS-2835A-120-24-10W	24V DC	>80	4000K	862	86	10.8

ALUMINUM PROFILE



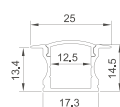
VSL250712-A



VSL170712-A



VSL171512-A



VSL251512-A



VSL161610-A



VSL161610-B

QUICK CONNECTOR



VFN-W10FF2

Suitable for 10mm width product with LED density less than 120LEDs/m.



S10W0



S10W2

Suitable for 10mm width product.



VFN-W10CF2

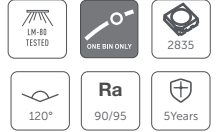



S10W1



VLWS-2835T-168-24-TW

- Adopt constant current design, long run series.
- High brightness, high efficiency
- Support 0~2KHz PWM dimming

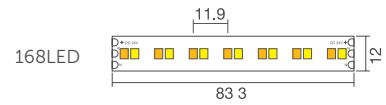
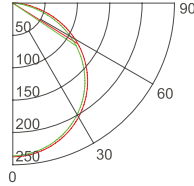


IP Rating	IP22(N)	IP64(WP)	IP65(WS)	IP67(WT)	IP67(WHE)	IP68(WE)	IP68(WTS/WTU)	
Graphical								

Unit: mm

BASIC PARAMETERS

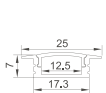
Size	15000X12mm
LED/group	14LED
Input Voltage	DC24V
LED Qty	168 LED/m
No Brightness Difference	14m



OPTICAL & ELECTRICAL PARAMETERS

Model No.	Voltage	Ra	CCT	LM/m	LM/W	W/m
VLWS-2835T-168-24-TW	24V DC	>90	W: 3000K	702	115	5.76
			N: 6500K	683	113	5.76
			TW: /	1345	113	11.52

ALUMINUM PROFILE



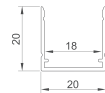
VSL250712-A



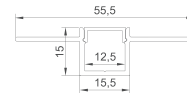
VSL170712-A



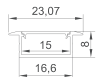
VSL201017-A



VSL202017-A



SL561512-A




SL230815-A



VLWS-5050B-60-24-RGB-A/B

- Constant current design, good lumen maintenance
- Can achieve rich color changes via controller
- Support 0~2KHz PWM dimming
- Multiple specifications, support customization

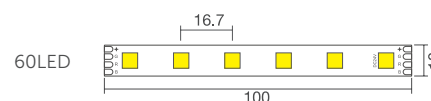
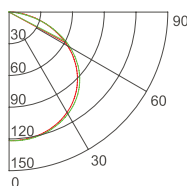


IP Rating	IP22(N)	IP64(WP)	IP65(WS)	IP67(WT)	IP67(WHE)	IP68(WE)	IP68(WTS/WTU)	
Graphical								

BASIC PARAMETERS

Unit: mm

Size	/
LED/group	6LED
Input Voltage	DC24V
LED Qty	60 LED/m
No Brightness Difference	9/11m

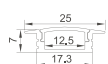


OPTICAL & ELECTRICAL PARAMETERS

Model No.	Voltage	CCT/Color Available	LM/m	LM/W	W/m
VLWS-5050B-60-24-RGB-A	24V DC	R: 615-620nm	122	25	4.8
		G: 515-520nm	173	36	4.8
		B: 460-465nm	48	10	4.8
		RGB: /	315	22	14.4

Model No.	Voltage	CCT/Color Available	LM/m	LM/W	W/m
VLWS-5050B-60-24-RGB-B	24V DC	R: 615-620nm	118	25	4.8
		G: 515-530nm	170	35	4.8
		B: 460-465nm	43	9	4.8
		RGB: /	287	20	14.4

ALUMINUM PROFILE



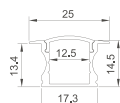
VSL250712-A



VSL170712-A



VSL171512-A



VSL251512-A

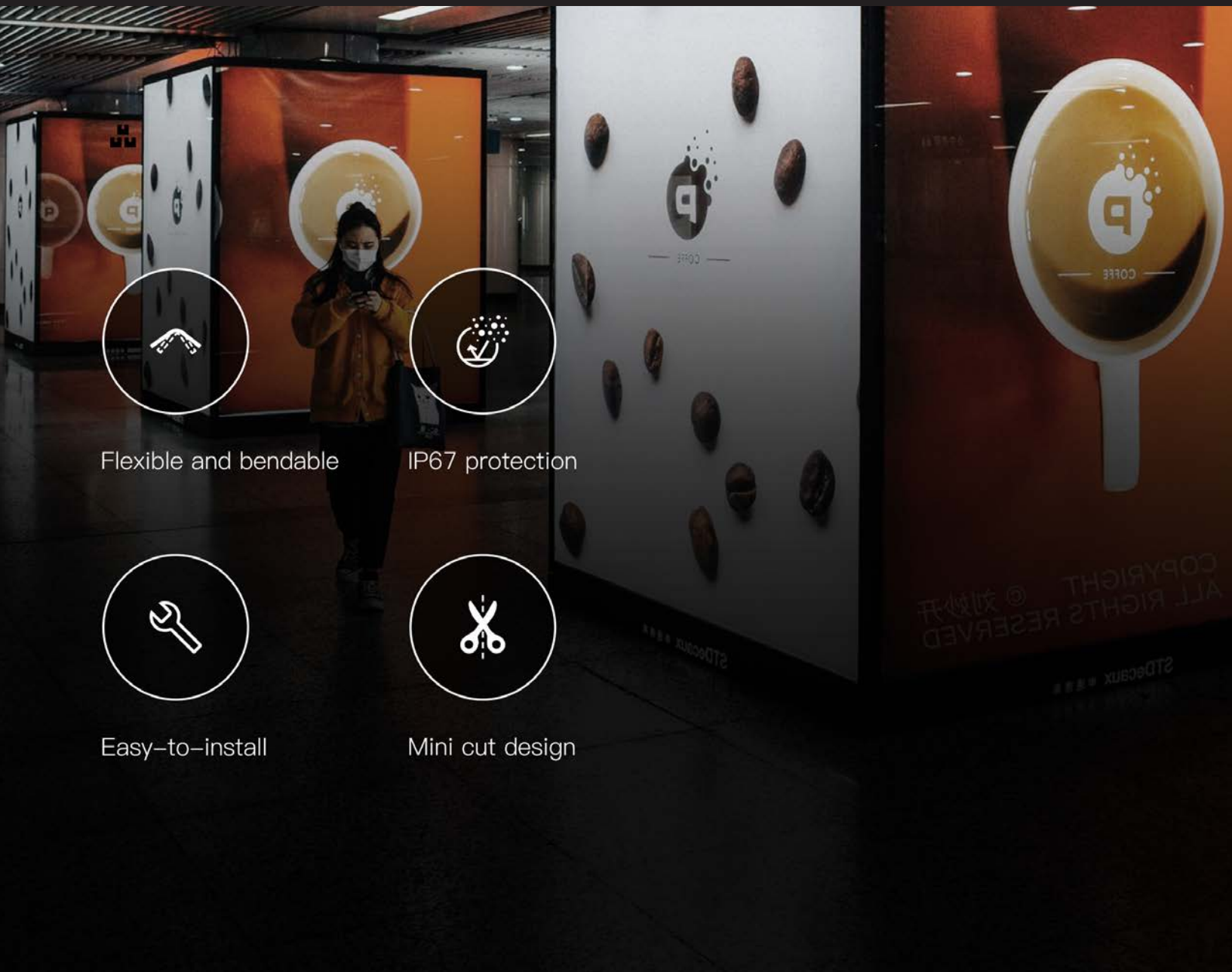


VSL161610-A



VSL161610-B

05. Flexible wall washer series



Flexible and bendable



IP67 protection



Easy-to-install



Mini cut design

STDECALX 刘妙开 © COPYRIGHT ALL RIGHTS RESERVED



VNL-F210

- Optical lens design with good flexibility, suitable for wall washing
- Adopt secondary light distribution lens
- Supports PWM, 0~10V, DALI, DMX dimming
- Multiple beam angles, CCT and specifications, supports customization

2700K
 3000K
 4000K
 5000K
 6500K
 RGB
 RGBW

Ra
 >80

5 Years/
 3 Years

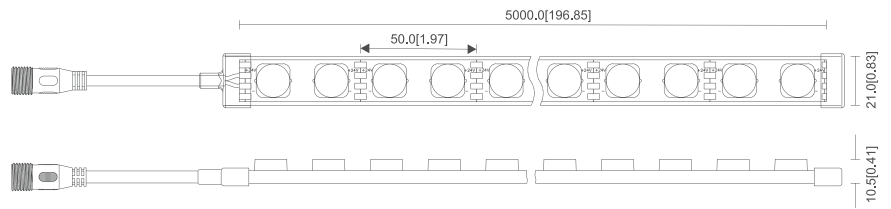
30°

22°/asym.
 10°

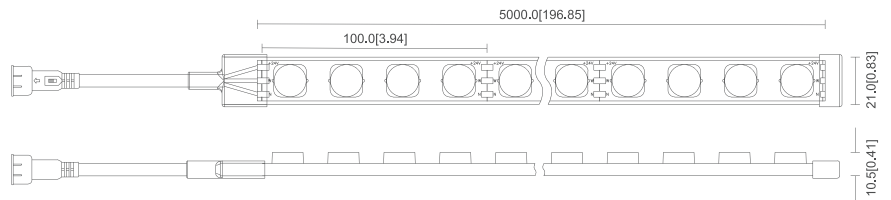
BASIC PARAMETERS

Size 5000X21mm
 LED/group 5 LED
 Input Voltage DC24V
 LED Qty 40/42/36 LED/m
 Standard Run: 5m

VNL-F210XX-XX



VNL-F210XX-TW



OPTICAL & ELECTRICAL PARAMETERS

Model No.	SMD LED	Voltage	Beam Angle	Ra	CCT/Color Available	LM/m	LM/W	W/m
VNL-F210XX-XX	3030	DC24V	30°/25*45°/60°	>80	■ 2700K	1757	122	14.4
					■ 3000K	1814	126	
					■ 4000K	1958	136	
					■ ... K	
VNL-F210XX-TW	3030	DC24V	30°/25*45°/60°	>80	■ 2700K	1000	125	8.0
					■ 6500K	1120	140	8.0
					■ W+N: 4300K	2120	132	16.0
VNL-F210XX-RGB	3030	DC24V	30°/25*45°/60°	\	■ Red	240	40	6.0
					■ Green	552	92	6.0
					■ Blue	120	20	6.0
					■ RGB	900	50	18.0
VNL-F210XX-RGBW	5050	DC24V	30°/25*45°/45°	>80	■ 4000K	460	100	4.6
					■ Red	161	35	4.6
					■ Green	391	85	4.6
					■ Blue	96	21	4.6
					■ RGB	648	47	13.8
					■ RGBW	1085	59	18.4
Asymmetric								
Model No.	SMD LED	Voltage	Beam Angle	Ra	CCT/Color Available	LM/m	LM/W	W/m
VNL-D210XX-3000	3030	DC24V	22°/ Asymmetric10°	>80	■ 3000K	1800	125	14.4



VFNO5050-XXX-XX

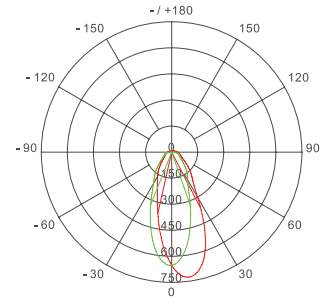
- Mini 30° beam angle, longer illumination distance
- Cuttable and support customization

IP22(N)



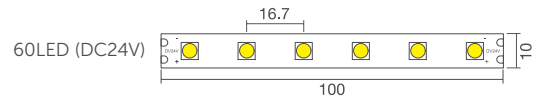
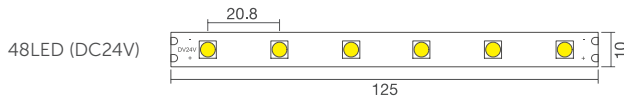
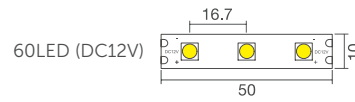
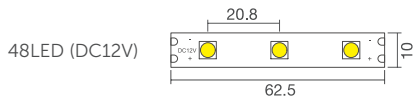
BASIC PARAMETERS

Size	5000X10mm	5000X10mm
LED/group	3/6LED	3/6LED
Input Voltage	DC12/24V	DC12/24V
LED Qty	48LED/m	60LED/m
No Brightness Difference	2.5/4m	2/3.5m



PROFILE DRAWINGS

Unit: mm



OPTICAL & ELECTRICAL PARAMETERS (4000K for reference, more options available)

Model No.	Voltage	Ra	CCT	LM/m	LM/W	W/m
VFNO5050-48-12/24	12/24V DC	>80	4000K	1150	100	11.52
VFNO5050-60-12/24	12/24V DC	>80	4000K	1440	100	14.40





VTNO5050-XXX-XX

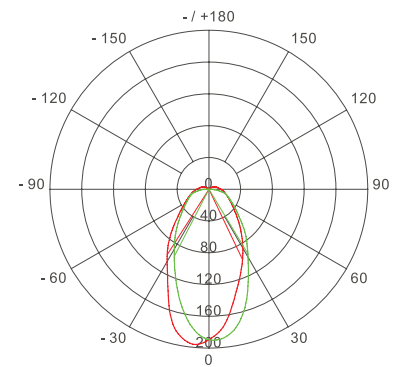
- Mini 30° beam angle, longer illumination distance
- Cuttable and support customization

IP22(N)



BASIC PARAMETERS

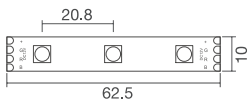
Size	5000X10mm	5000X10mm	5000X10mm
LED/group	3/6LED	3/6LED	3/6LED
Input Voltage	DC12/24V	DC12/24V	DC12/24V
LED Qty	48LED/m	60LED/m	72LED/m
No Brightness Difference	3.5/6.5m	3.5/5.5m	3/5m



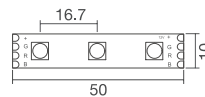
PROFILE DRAWINGS

Unit: mm

48LED (DC12V)



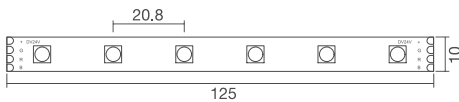
60LED (DC12V)



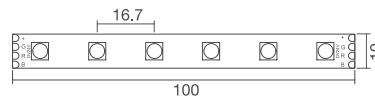
72LED (DC12V)



48LED (DC24V)



60LED (DC24V)



72LED (DC24V)



OPTICAL & ELECTRICAL PARAMETERS

Model No.	Voltage	CCT/Color Available	LM/m	LM/W	W/m
VTNO5050-48-12-RGB	12V DC	R: 615-620nm	120	32	3.84
		G: 515-520nm	265	70	3.84
		B: 460-465nm	55	15	3.84
		RGB: /	435	38	11.52
VTNO5050-60-24-RGB	24V DC	R: 615-620nm	150	32	4.80
		G: 515-520nm	335	70	4.80
		B: 460-465nm	70	15	4.80
		RGB: /	545	38	14.40
VTNO5050-72-12/24-RGB	12/24V DC	R: 615-620nm	180	32	4.8
		G: 515-520nm	400	70	4.8
		B: 460-465nm	85	15	4.8
		RGB: /	655	38	14.4

06. Short cuttable series




Mini. 1 led/cut




High efficiency
150+ lm/W



Support a variety of
production processes





VFN-F2835-XXX-12

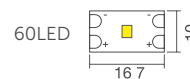
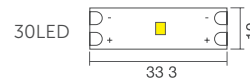
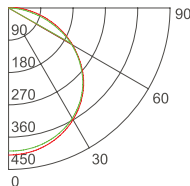
- Min. 1LED cuttable
- Small size, good flexible, and bendable
- Long service life with great lumen maintenance
- Multiple specifications, support customization



IP Rating	IP22(N)	IP64(WP)	IP65(W5)	IP67(WT)	IP67(WHE)	IP68(WE)	IP68(WTS/WTU)
Graphical							

BASIC PARAMETERS

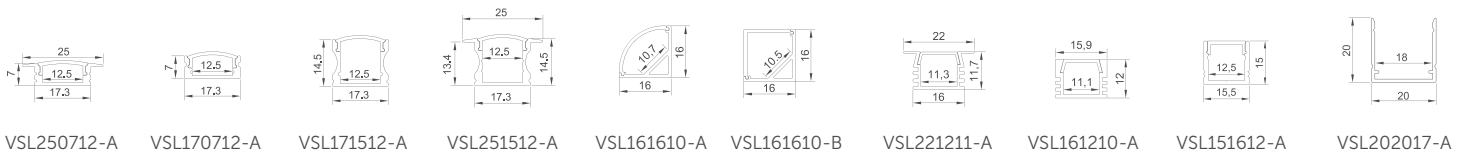
Size	5000X8/10mm
LED/group	1/3LED
Input Voltage	DC12V
LED Qty	30/60/120 LED/m
Max Run:	6.5/4/2.5m



OPTICAL & ELECTRICAL PARAMETERS (4000K for reference, more options available)

Model No.	Voltage	Ra	CCT	LM/m	LM/W	W/m
VFN-F2835-30-12	12V DC	>80	4000K	641	89	7.2
VFN-F2835-60-12	12V DC	>80	4000K	1282	89	14.4
VFN-F2835-120-12	12V DC	>80	4000K	1944	90	21.6

ALUMINUM PROFILE



QUICK CONNECTOR



VFN-W10FF2



VFN-W10CF2

Suitable for 10mm width product with LED density less than 120LEDs/m.



S10W0



S10W2



VFN-W10FF2G



VFN-W10CF2G

Suitable for 10mm width product with LED density above 120LEDs/m.



S10W1

Suitable for 10mm width product.



VFN-H2835V-XXX-24

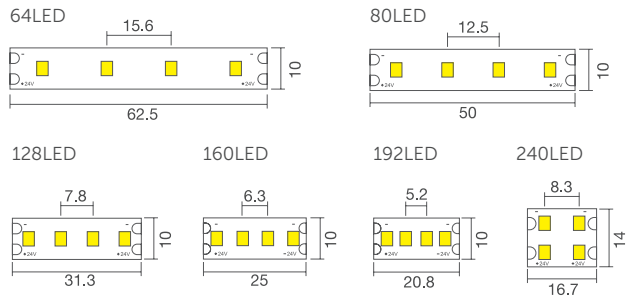
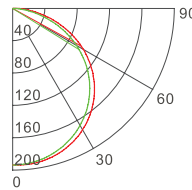
- SDCM<3, Ra 90+
- High light efficiency 150+ lm/W
- 2cm mini cutting unit
- Support a variety of production processes: spray glue coated, silicone tube waterproof, and etc
- Multiple specifications, support customization



IP Rating	IP22(N)	IP64(WP)	IP65(W5)	IP67(WT)	IP67(WHE)	IP68(WE)	IP68(WTS/WTU)
Graphical							

BASIC PARAMETERS

Size	5000X10/14mm
LED/group	4LED
Input Voltage	DC24V
LED Qty	64/80/128/160/192/240 LED/m
No Brightness Difference	6/5/4.5/4/3/2.5/4m



OPTICAL & ELECTRICAL PARAMETERS (4000K for reference, more options available)

Model No.	Voltage	Ra	CCT	LM/m	LM/W	Energy efficiency class	W/m
VFN-H2835V-64-24	24V DC	>90	4000K	1240	162	D	7.68
VFN-H2835V-80-24	24V DC	>90	4000K	1550	162	D	9.60
VFN-H2835V-128-24	24V DC	>90	4000K	1840	152	D	11.52
VFN-H2835V-160-24	24V DC	>90	4000K	2300	160	D	14.40
VFN-H2835V-192-24	24V DC	>90	4000K	2750	158	D	17.28
VFN-H2835V-240-24	24V DC	>90	4000K	3450	160	D	21.60

ALUMINUM PROFILE



VSL250712-A VSL170712-A VSL171512-A VSL251512-A VSL161610-A VSL161610-B VSL201017-A VSL202017-A

QUICK CONNECTOR



Suitable for 10mm width product with LED density less than 120LEDs/m.



Suitable for 10mm width product with LED density above 120LEDs/m.

WIRE




S10W1
Suitable for 10mm width product.





VFN-H2835V-288-24

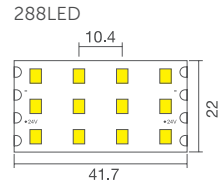
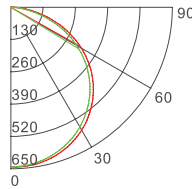
- SDCM<3, Ra 90+
- High light efficiency 150+ lm/W
- Mini cutting unit
- Support a variety of production processes: spray glue coated, silicone tube
- Waterproof



IP Rating	IP22(N)	IP64(WP)	IP65(WS)	IP67(WT)	IP67(WHE)	IP68(WE)	IP68(WTS/WTU)	
Graphical								

BASIC PARAMETERS

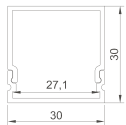
Size	5000X22mm
LED/group	12LED
Input Voltage	DC24V
LED Qty	288 LED/m
No Brightness Difference	3m



OPTICAL & ELECTRICAL PARAMETERS (4000K for reference, more options available)

Model No.	Voltage	Ra	CCT	LM/m	LM/W	Energy efficiency class	W/m
VFN-H2835V-288-24	24V DC	>90	4000K	4140	160	D	25.92

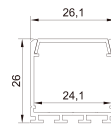
ALUMINUM PROFILE



SL303027-A



SL303027-A




SL262624-A

Note: Only limited profile models illustrated, please check our profile catalog for more information.



07. Full spectrum series

- High CRI





VFN/VCN-2835G-XXX-24

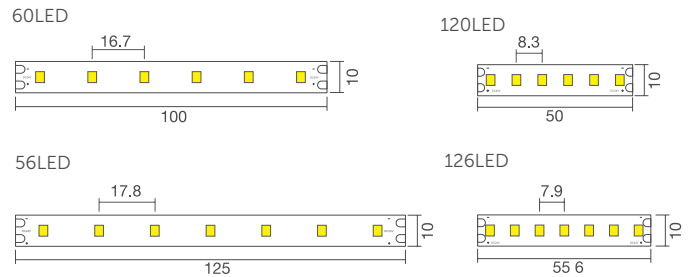
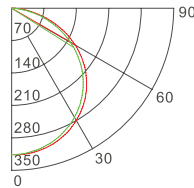
- The light spectrum covers the visible light region of 380-780nm with good spectral continuity
- Can reduce the content of blue light, effectively weaken the harm of blue light
- The light quality is closer to sunlight
- Rf>97, Rg>100, CRI: 95+
- Multiple specifications and color temperatures optional



IP Rating	IP22(N)	IP64(WP)	IP65(WS)	IP67(WT)	IP67(WHE)	IP68(WE)	IP68(WTS/WTU)	
Graphical								

BASIC PARAMETERS

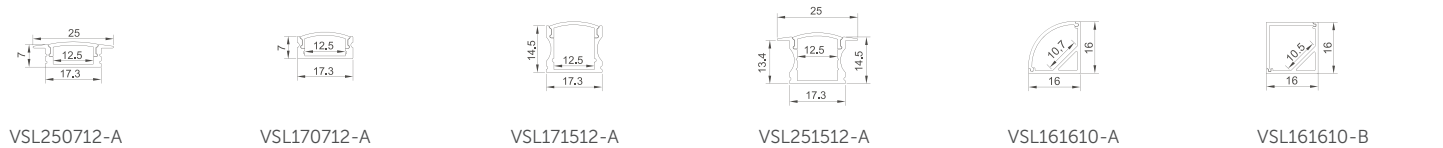
Size	5000X10mm
LED/group	6/7LED
Input Voltage	DC24V
LED Qty	60/120/56/126LED/m
No Brightness Difference	8/7/12/12m



OPTICAL & ELECTRICAL PARAMETERS (4000K for reference, more options available)

Model No.	Voltage	Ra	CCT	LM/m	LM/W	W/m
VFN-2835G-60-24	24V DC	>95	4000K	892	74	12
VFN-2835G-120-24	24V DC	>95	4000K	910	76	12
VCN-2835G-56-24	24V DC	>95	4000K	829	73	11.52
VCN-2835G-126-24	24V DC	>95	4000K	924	74	12.96

ALUMINUM PROFILE



QUICK CONNECTOR



Suitable for 10mm width product with LED density less than 120LEDs/m.

Suitable for 10mm width product with LED density above 120LEDs/m.

Suitable for 10mm width product.

WIRE





VFN/VCN-2835E-XXX-24

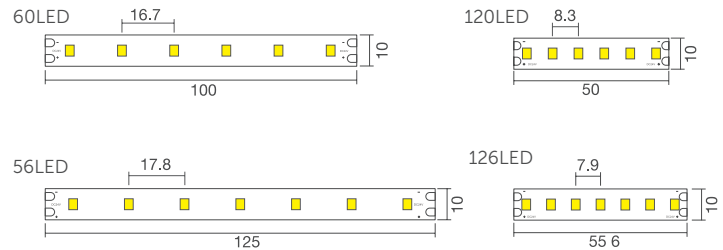
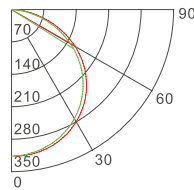
- The light spectrum covers the visible light region of 380-780nm with good spectral continuity
- Can reduce the content of blue light, effectively weakened the harm of blue light
- The light quality is closer to sunlight
- Rf>95,Rg>99,CRI 95+
- Multiple specifications and color temperatures optional



IP Rating	IP22(N)	IP64(WP)	IP65(WS)	IP67(WT)	IP67(WHE)	IP68(WE)	IP68(WTS/WTU)
Graphical							

BASIC PARAMETERS

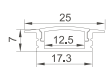
Size	5000X10mm
LED/group	6/7LED
Input Voltage	DC24V
LED Qty	60/120/56/126LED/m
No Brightness Difference	8/7/12/12m



OPTICAL & ELECTRICAL PARAMETERS (4000K for reference, more options available)

Model No.	Voltage	Ra	CCT	LM/m	LM/W	W/m
VFN-2835E-60-24	24V DC	>95	4000K	941	76	12
VFN-2835E-120-24	24V DC	>95	4000K	996	79	12
VCN-2835E-56-24	24V DC	>95	4000K	997	85	11.52
VCN-2835E-126-24	24V DC	>95	4000K	1074	85	12.96

ALUMINUM PROFILE



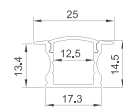
VSL250712-A



VSL170712-A



VSL171512-A



VSL251512-A



VSL161610-A



VSL161610-B

QUICK CONNECTOR



VFN-W10FF2



VFN-W10FF2G



S10W0



S10W2



VFN-W10CF2



VFN-W10CF2G



S10W1

Suitable for 10mm width product with LED density less than 120LEDs/m.

Suitable for 10mm width product with LED density above 120LEDs/m.

Suitable for 10mm width product.

WIRE



20awg UL2468 wire



20awg UL2464 jacket wire

08. Constant current series



Constant current design



No brightness differences




Mini.10mm PCB



VCN-H28350-160-24

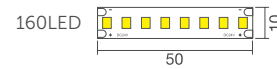
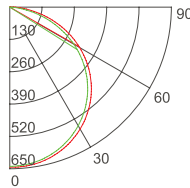
- High CRI, high brightness
- Adopt single-sided FPC, with good flexibility
- Support PWM, DALI, DMX, 0-10V and other dimming
- Multiple specifications, support customization



IP Rating	IP22(N)	IP64(WP)	IP65(WS)	IP67(WT)	IP67(WHE)	IP68(WE)	IP68(WTS/WTU)	UL188 E354137
Graphical								

BASIC PARAMETERS

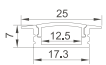
Size	5000X10mm
LED/group	8LED
Input Voltage	DC24V
LED Qty	160 LED/m
No Brightness Difference	4m



OPTICAL & ELECTRICAL PARAMETERS (4000K for reference, more options available)

Model No.	Voltage	Ra	CCT	LM/m	LM/W	W/m
VCN-H28350-160-24	24V DC	>90	4000K	3600	150	24.0

ALUMINUM PROFILE



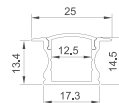
VSL250712-A



VSL170712-A



VSL171512-A



VSL251512-A



VSL161610-A



VSL161610-B

WIRE



20awg UL2468 wire

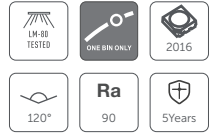


20awg UL2464 jacket wire



VCN-2016A-180-24

- Give out light evenly and no dark spots
- Small LEDs for high optical control factor
- Constant current design, long run length with no brightness drop
- Long lifespan with great lumen maintenance

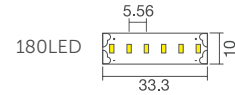


IP Rating	IP22(N)	IP64(WP)	IP65(W5)	IP67(WT)	IP67(WHE)	IP68(WE)	IP68(WTS/WTU)	
Graphical								

BASIC PARAMETERS

Unit: mm

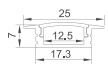
Size	5000X10mm
LED/group	6LED
Input Voltage	DC24V
LED Qty	180LED/m
Standard Run:	5m



OPTICAL & ELECTRICAL PARAMETERS (4000K for reference, more options available)

Model No.	Voltage	Ra	CCT	LM/m	LM/W	W/m
VCN-2016A-180-24	24V DC	>95	4000K	985	76	12.96

ALUMINUM PROFILE



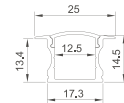
VSL250712-A



VSL170712-A



VSL171512-A



VSL251512-A



VSL161610-A



VSL161610-B

QUICK CONNECTOR



VFN-W10FF2G



VFN-W10CF2G

Suitable for 10mm width product with LED density above 120LEDs/m.



S10W0




S10W2

Suitable for 10mm width product.



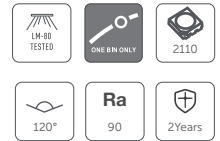
S10W1





VCN-2110-216-24

- Constant current IC, no brightness differences between head and tail
- High brightness and high efficacy
- Great linear effect
- Small size with great flexibility, easy mounted on curved surface
- Cuttable every 27.8mm for various application
- Long lifespan with great lumen maintenance

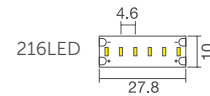


IP Rating	IP22(IN)	IP64(WP)	IP65(WS)	IP67(WT)	IP67(WHE)	IP68(WE)	IP68(WTS/WTU)	
Graphical								

BASIC PARAMETERS

Unit: mm

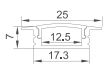
Size	5000X10mm
LED/group	6LED
Input Voltage	DC24V
LED Qty	216LED/m
No Brightness Difference	8m



OPTICAL & ELECTRICAL PARAMETERS (4000K for reference, more options available)

Model No.	Voltage	Ra	CCT	LM/m	LM/W	W/m
VCN-2110-216-24	24V DC	>90	4000K	843	65	13.0

ALUMINUM PROFILE



VSL250712-A



VSL170712-A



VSL171512-A



VSL251512-A



VSL161610-A



VSL161610-B

QUICK CONNECTOR



VFN-W10FF2G



VFN-W10CF2G

Suitable for 10mm width product with LED density above 120LEDs/m.



S10W0




S10W2

Suitable for 10mm width product.



S10W1



VCCN-G/VF2835-XXX-36

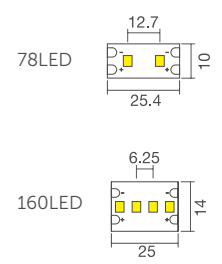
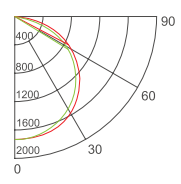
- Light efficiency over 150lm/W
- Constant current with uniform lighting
- Input voltage 30V-36V DC



IP Rating	IP22(N)	IP64(WP)	IP65(W5)	IP67(WT)	IP67(WHE)	IP68(WE)	IP68(WTS/WTU)	
Graphical								

BASIC PARAMETERS

Size	5000X10mm	5000X14mm
LED/group	2 LED	4 LED
Input Voltage	30-36V DC	30-36V DC
LED Qty	78 LED/m	160 LED/m
Max Run:	/	/

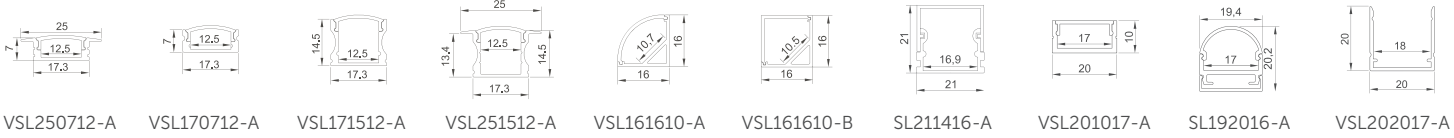


Unit: mm

OPTICAL & ELECTRICAL PARAMETERS (4000K for reference, more options available)

Model No.	Voltage	Ra	CCT	LM/m	LM/W	W/m
VCCN-G2835-78	30-36V DC	>90	4000K	1508/2575	117/104	12.88/26.49
VCCN-F2835-160	30-36V DC	>80	4000K	2083/4606	163/152	12.67/30.32

ALUMINUM PROFILE



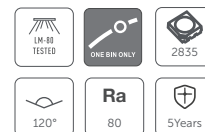
QUICK CONNECTOR





VTCCN-H2835-XXX-XX-TW

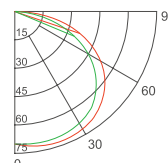
- High quality 2835 LED
- Flexible and cuttable every single LED
- Good stability and reliability performance
- Long lifespan with great lumen maintenance
- Multiple specifications for options and customer settings available
- Brightness and color temperature changes can be achieved via smart power supply



IP Rating	IP22(N)	IP64(WP)	IP65(WS)	IP67(WT)	IP67(WHE)	IP68(WE)	IP68(WTS/WTU)	VöHS
Graphical								

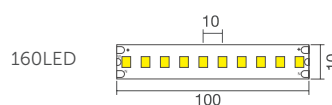
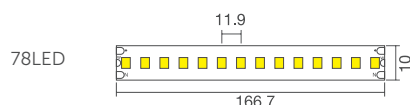
BASIC PARAMETERS

Size	5000X10mm	5000X10mm
LED/group	14 LED	10 LED
Input Voltage	30-42V DC	27-42V DC
LED Qty	168 LED/m	200 LED/m



PROFILE DRAWINGS

Unit: mm



OPTICAL & ELECTRICAL PARAMETERS

Model No.	Voltage	Ra	CCT	LM/m	LM/W	W/m
VTCCN-H2835-168-39-TW	30-42V DC	>80	2700K	1600	134	11.9
			6500K	1700	143	
VTCCN-H2835-200-30-TW	27-42V DC	>80	2700K	1700	150	11.3
			6500K	1800	159	

ALUMINUM PROFILE



SL211416-A



VSL201017-A



SL192016-A



VSL202017-A

09. Mini series

- Dot free
- Ultra thin
- Available in different widths
- Ideal for space-limit places







VMN-2016A-182-24

- Small in size and good flexibility
- Give out light evenly and no dark spots
- Mini PCB width 3mm, suitable for tight space



IP Rating	IP22(N)	IP64(WP)	IP65(WS)	IP67(WT)	IP67(WHE)	IP68(WE)	IP68(WTS/WTU)
Graphical							
	<input checked="" type="checkbox"/>	<input checked="" type="checkbox"/>	<input type="checkbox"/>	<input type="checkbox"/>	<input type="checkbox"/>	<input type="checkbox"/>	<input type="checkbox"/>



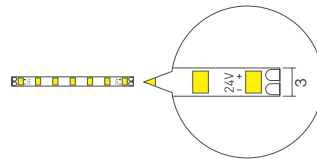
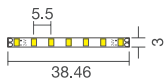
BASIC PARAMETERS

Size	5000X3mm
LED/group	7LED
Input Voltage	DC24V
LED Qty	182LED/m
Standad Run:	3m

PROFILE DRAWINGS

Unit: mm

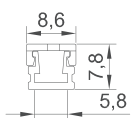
182LED



OPTICAL & ELECTRICAL PARAMETERS (4000K for reference, more options available)

Model No.	Voltage	Ra	CCT	LM/m	LM/W	W/m
VMN-2016A-182-24	24V DC	>90	4000K	908	97	9.36

ALUMINUM PROFILE


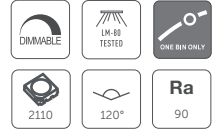


SL080805-A



VMN-2110-238-24

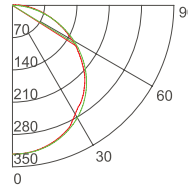
- Small in size and good flexibility
- Good lumen maintenance, high efficiency
- Excellent environmental adaptability UV resistance
- Cutable and long lifespan



IP Rating	IP22(N)	IP64(WP)	IP65(WS)	IP67(WT)	IP67(WHE)	IP68(WE)	IP68(WTS/WTU)	
Graphical								
	<input checked="" type="checkbox"/>	<input checked="" type="checkbox"/>	<input checked="" type="checkbox"/>	<input checked="" type="checkbox"/>	<input checked="" type="checkbox"/>	<input checked="" type="checkbox"/>	<input type="checkbox"/>	

BASIC PARAMETERS

Size	5000X4mm
LED/group	7LED
Input Voltage	DC24V
LED Qty	238LED/m
Max Run:	2m



PROFILE DRAWINGS

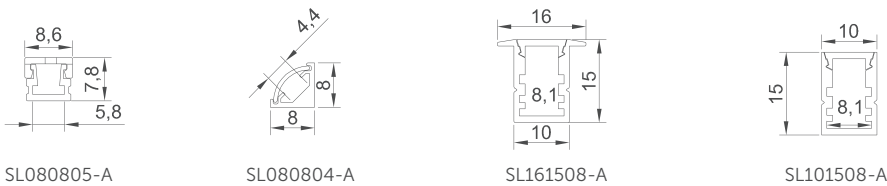
Unit: mm



OPTICAL & ELECTRICAL PARAMETERS (4000K for reference, more options available)

Model No.	Voltage	Ra	CCT	LM/m	LM/W	W/m
VMN-2110-238-24	24V DC	>90	4000K	1126	92	12.24


ALUMINUM PROFILE





VMN-2835A-120-12/24

- High light efficiency, good flexibility
- Good lumen maintenance and long service life
- Multiple specifications, support customization

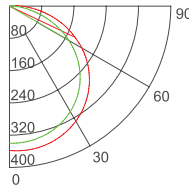


IP Rating	IP22(N)	IP64(WP)	IP65(WS)	IP67(WT)	IP67(WHE)	IP68(WE)	IP68(WTS/WTU)
Graphical							
	<input checked="" type="checkbox"/>	<input checked="" type="checkbox"/>	<input type="checkbox"/>	<input type="checkbox"/>	<input type="checkbox"/>	<input type="checkbox"/>	<input type="checkbox"/>



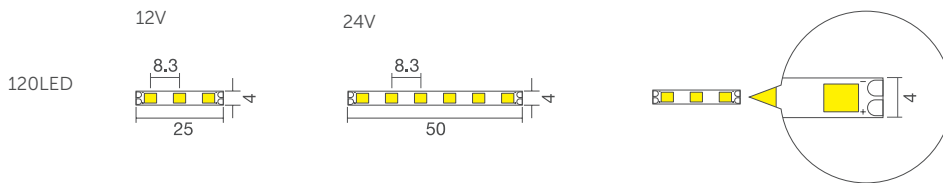
BASIC PARAMETERS

Size	5000X4mm	5000X4mm
LED/group	3LED	6LED
Input Voltage	DC12V	DC24V
LED Qty	120LED/m	120LED/m
Standad Run:	1m	2m



PROFILE DRAWINGS

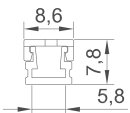
Unit: mm



OPTICAL & ELECTRICAL PARAMETERS (4000K for reference, more options available)

Model No.	Voltage	Ra	CCT	LM/m	LM/W	W/m
VMN-2835A-120-12/24	12/24V DC	>90	4000K	912	95	9.6

ALUMINUM PROFILE

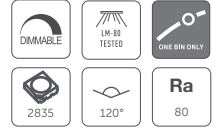



SL080805-A



VMN-2835A-60-12/24

- Small in size and good flexibility
- Good lumen maintenance and long service life
- Multiple specifications, support customization



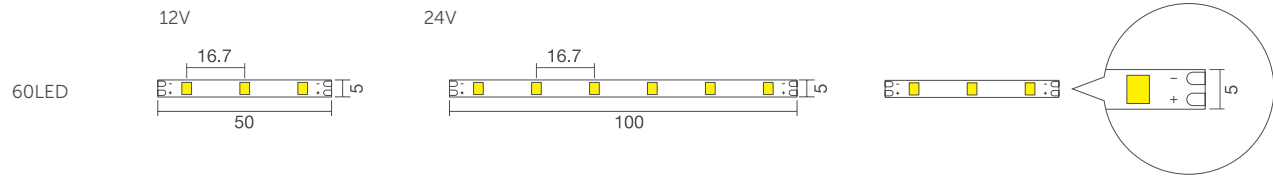
IP Rating	IP22(IN)	IP64(WP)	IP65(WS)	IP67(WT)	IP67(WHE)	IP68(WE)	IP68(WTS/WTU)	
Graphical								

BASIC PARAMETERS

Size	5000X5mm	5000X5mm
LED/group	3LED	6LED
Input Voltage	DC12V	DC24V
LED Qty	60LED/m	60LED/m
Standad Run:	3m	5m

PROFILE DRAWINGS

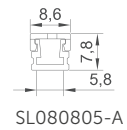
Unit: mm



OPTICAL & ELECTRICAL PARAMETERS (4000K for reference, more options available)

Model No.	Voltage	Ra	CCT	LM/m	LM/W	W/m
VMN-2835A-60-12/24	12/24V DC	>80	4000K	456	95	4.8

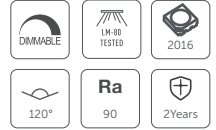
ALUMINUM PROFILE





VMN-2016A-182-24

- 5mm PCB width, suitable for tight space
- Give out light evenly and no dark spots
- Cuttable and good flexibility



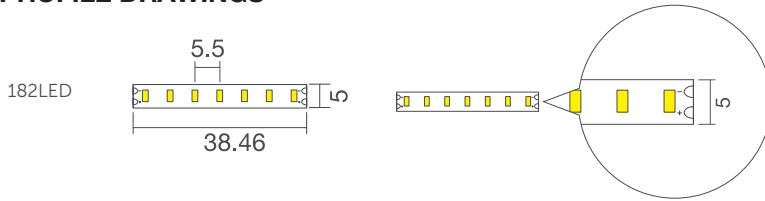
IP Rating	IP22(N)	IP64(WP)	IP65(WS)	IP67(WT)	IP67(WHE)	IP68(WE)	IP68(WTS/WTU)	
Graphical								

BASIC PARAMETERS

Size	5000X5mm
LED/group	7LED
Input Voltage	DC24V
LED Qty	182LED/m
Standad Run:	3.5m

PROFILE DRAWINGS

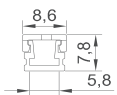
Unit: mm



OPTICAL & ELECTRICAL PARAMETERS (4000K for reference, more options available)

Model No.	Voltage	Ra	CCT	LM/m	LM/W	W/m
VMN-2016A-182-24	24V DC	>90	4000K	918	98	9.36

ALUMINUM PROFILE

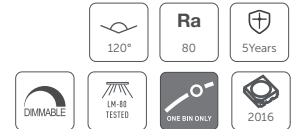


SL080805-A



VMN-5630A-60-24

- Small in size and good flexibility
- Give out light evenly and no dark spots
- 6.5mm PCB width, suitable for tight space




IP Rating	IP22(IN)	IP64(WP)	IP65(W5)	IP67(WT)	IP67(WHE)	IP68(WE)	IP68(WTS/WTU)			
Graphical										
	<input checked="" type="checkbox"/>	<input checked="" type="checkbox"/>	<input checked="" type="checkbox"/>	<input type="checkbox"/>	<input type="checkbox"/>	<input type="checkbox"/>	<input type="checkbox"/>			

BASIC PARAMETERS

Size	5000X6.5mm
LED/group	6LED
Input Voltage	DC24V
LED Qty	60LED/m
Standad Run:	2m

PROFILE DRAWINGS

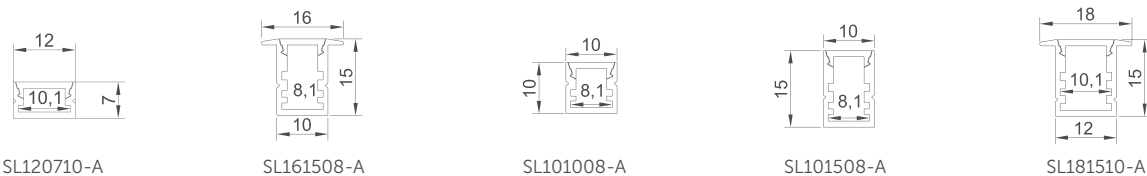
Unit: mm



OPTICAL & ELECTRICAL PARAMETERS (4000K for reference, more options available)

Model No.	Voltage	Ra	CCT	LM/m	LM/W	W/m
VMN-5630A-60-24	24V DC	>80	4000K	1925	67	28.8

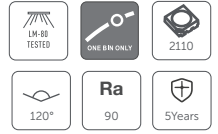
ALUMINUM PROFILE





VMN-2110-280-24-TW

- Dual color temperature, CCT controllable
- Great linear effect and dimmable via controller
- Small size with great flexibility, easy mounted on curved surface
- Cuttable every 50mm for various applications
- Long lifespan with great lumen maintenance



IP Rating	IP22(N)	IP64(WP)	IP65(WS)	IP67(WT)	IP67(WHE)	IP68(WE)	IP68(WTS/WTU)
Graphical							
	<input checked="" type="checkbox"/>	<input checked="" type="checkbox"/>	<input checked="" type="checkbox"/>	<input checked="" type="checkbox"/>	<input type="checkbox"/>	<input type="checkbox"/>	<input type="checkbox"/>



BASIC PARAMETERS

Size	5000X5mm
LED/group	7X2LED
Input Voltage	DC24V
LED Qty	280LED/m

PROFILE DRAWINGS

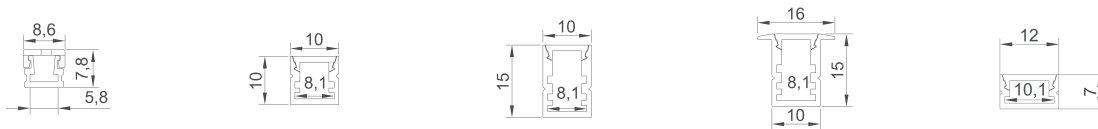
Unit: mm



OPTICAL & ELECTRICAL PARAMETERS

Model No.	Voltage	Ra	CCT	LM/m	LM/W	W/m
VMN-2110-280-24-TW	24V DC	>80	W:2000K	317	66	5
			N:6500K	453	94	5
			TW	705	70	10

ALUMINUM PROFILE





VMN-4040-96-24-RGB

- Linear illumination
- High brightness and high efficiency
- Longer service life and good lumen maintenance
- Flexible and cuttable, easy to use
- Multiple specifications, support customization



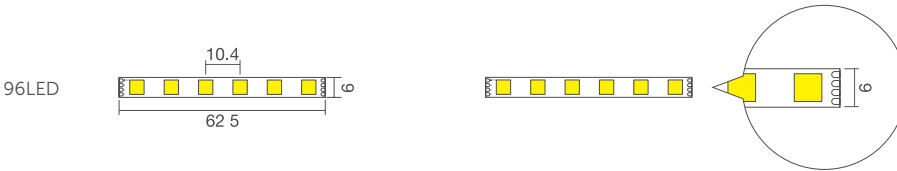
IP Rating	IP22(N)	IP64(WP)	IP65(WS)	IP67(WT)	IP67(WHE)	IP68(WE)	IP68(WTS/WTU)	CE
Graphical								

BASIC PARAMETERS

Size	5000X6mm
LED/group	6LED
Input Voltage	DC24V
LED Qty	96LED/m
Standard run:	3m

PROFILE DRAWINGS

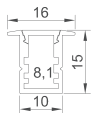
Unit: mm



OPTICAL & ELECTRICAL PARAMETERS

Model No.	Voltage	Light Color	CCT/Wavelength	LM/m	LM/W	W/m
VMN-4040-96-24-RGB	24V DC	R	615-630nm	169	33	5.2
		G	515-530nm	307	60	5.2
		B	460-470nm	64	12.4	5.2
		RGB	100000K	492	32	15.6

ALUMINUM PROFILE



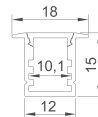
SL161508-A



SL101008-A




SL101508-A



SL181510-A

10. Side view series



Side illumination



Ra up to 95+

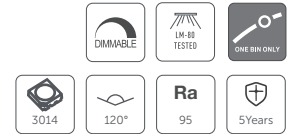



Cuttable design



VFN-SV3014P-XXX-24

- Side illumination
- High efficiency, high CRI, and high power
- Cutable design for various applications
- Multiple specifications/support customization

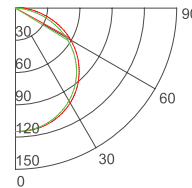


IP Rating	IP22(N)	IP64(WP)	IP65(WS)	IP67(WT)	IP67(WHE)	IP68(WE)	IP68(WTS/WTU)
Graphical							

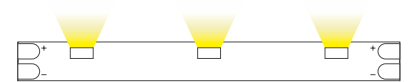


BASIC PARAMETERS

Size	5000X8mm	5000X8mm	5000X8mm
LED/group	6LED	6LED	6LED
Input Voltage	DC24V	DC24V	DC24V
LED Qty	60LED/m	96LED/m	120LED/m
Standard run:	7m	6m	5m

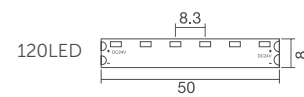
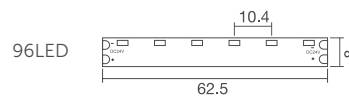
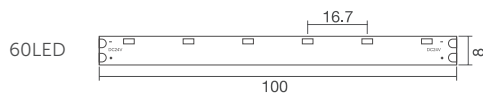


LIGHTING DIRECTION



PROFILE DRAWINGS

Unit: mm



OPTICAL & ELECTRICAL PARAMETERS (4000K for reference, more options available)

Model No.	Voltage	Ra	CCT	LM/m	LM/W	W/m
VFN-SV3014P-60-24	24V DC	>95	4000K	826	86	9.6
VFN-SV3014P-96-24	24V DC	>95	4000K	1034	90	11.52
VFN-SV3014P-120-24	24V DC	>95	4000K	1303	90	14.4

WIRE



20awg UL2468 wire



20awg UL2464 jacket wire



VFN-SV3014A-XXX-12/24

- High quality 3014 LEDs
- Side illumination
- High efficacy up to 97lm/W
- Different arrangements for flexible design
- Excellent uniformity and color consistency

DIMMABLE

LM-80
TESTED

ONE BIN ONLY

3014

120°

Ra
80

5Years

IP Rating	IP22(N)	IP64(WP)	IP65(W5)	IP67(WT)	IP67(WHE)	IP68(WE)	IP68(WTS/WTU)
Graphical							
	✓	✓	✓	✓	✓	□	□

BASIC PARAMETERS

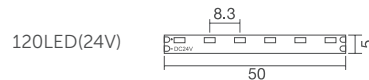
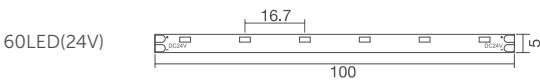
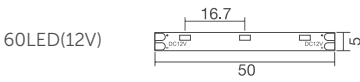
Size	5000X5mm	5000X5mm
LED/group	3/6LED	3/6LED
Input Voltage	DC12/24V	DC12/24V
LED Qty	60LED/m	120LED/m
Max Run:	3/3.5m	2.5/3m

LIGHTING DIRECTION



PROFILE DRAWINGS

Unit: mm



OPTICAL & ELECTRICAL PARAMETERS (4000K for reference, more options available)

Model No.	Voltage	Ra	CCT	LM/m	LM/W	W/m
VFN-SV3014A-60-12/24	12/24V DC	>80	4000K	360	75	4.8
VFN-SV3014A-120-12/24	12/24V DC	>80	4000K	725	76	9.6



VTN-SV4713-XXX-24-RGB

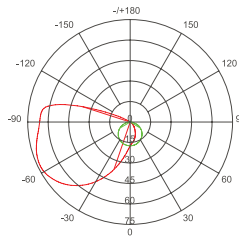
- 4713 RGB side emitting, three in one design
- Light color can be changed via controller
- Cutable design for various applications
- Multiple specifications, support customization



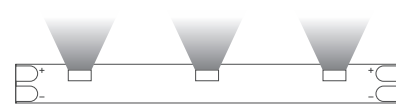
IP Rating	IP22(IN)	IP64(WP)	IP65(WS)	IP67(WT)	IP67(WHE)	IP68(WE)	IP68(WTS/WTU)	
Graphical								

BASIC PARAMETERS

Size	5000X10mm	5000X12mm
LED/group	6LED	6LED
Input Voltage	DC24V	DC24V
LED Qty	60LED/m	108LED/m
Max Run:	5m	8m

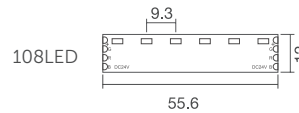
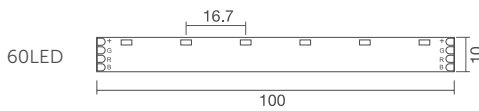


LIGHTING DIRECTION



PROFILE DRAWINGS

Unit: mm



OPTICAL & ELECTRICAL PARAMETERS

Model No.	Voltage	Light Color	CCT/Wavelength	LM/m	LM/W	W/m
VTN-SV4713-60-24-RGB	24V DC	R	620-630nm	98	27	3.60
		G	515-530nm	195	54	3.60
		B	460-470nm	43	12	3.60
		RGB	/	318	29	10.80
VTN-SV4713-108-24-RGB	24V DC	R	620-630nm	125	29	4.32
		G	515-530nm	314	73	4.32
		B	460-470nm	64	15	4.32
		RGB	/	471	36	12.96

WIRE



20awg UL2464 wire

11. Short cuttable series



DC 48V



Support dimming



Good flexibility



VFN-F2835-80-48

- High voltage DC 48V, long run series
- Good flexibility, suitable for curved surface
- Support PWM, 0-10V, DALI, DMX dimming
- Multiple specifications, support customization

2500K
 2700K
 3000K
 3500K
 4000K
 5000K

DIMMABLE

LM-80
TESTED

ONE BIN ONLY

2835

120°

Ra
90

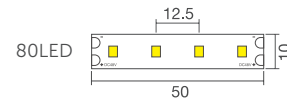
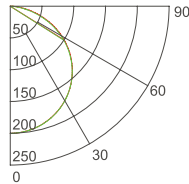
5Years

IP Rating	IP22(N)	IP64(WP)	IP65(WS)	IP67(WT)	IP67(WHE)	IP68(WE)	IP68(WTS/WTU)	
Graphical								
	<input checked="" type="checkbox"/>	<input checked="" type="checkbox"/>	<input type="checkbox"/>	<input type="checkbox"/>	<input checked="" type="checkbox"/>	<input checked="" type="checkbox"/>	<input type="checkbox"/>	

BASIC PARAMETERS

Unit: mm

Size	18000X10mm
LED/group	4LED
Input Voltage	DC48V
LED Qty	80 LED/m
No Brightness Difference	18m



OPTICAL & ELECTRICAL PARAMETERS (4000K for reference, more options available)

Model No.	Voltage	Ra	CCT	LM/m	LM/W	W/m
VFN-F2835-80-48	48V DC	>90	4000K	1226	76	15.36

ALUMINUM PROFILE

VSL250712-A

VSL170712-A

VSL171512-A

VSL251512-A

VSL161610-A

VSL161610-B

QUICK CONNECTOR

VFN-W10FF2

S10W0

S10W2

VFN-W10CF2

S10W1

WIRE

20awg UL2468 wire

20awg UL2464 jacket wire


Suitable for 10mm width product with LED density less than 120LEDs/m.

Suitable for 10mm width product.



VFN-H2835T-150-48

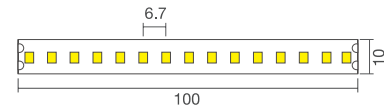
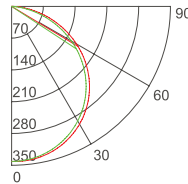
- High voltage DC 48V, long run series
- High brightness, high efficacy
- Good flexibility, suitable for curved surface
- Support PWM, 0-10V, DALI, DMX dimming
- Multiple specifications, support customization



IP Rating	IP22(N)	IP64(WP)	IP65(W5)	IP67(WT)	IP67(WHE)	IP68(WE)	IP68(WTS/WTU)	
Graphical								

BASIC PARAMETERS

Size	5000X10mm
LED/group	15LED
Input Voltage	DC48V
LED Qty	150 LED/m
No Brightness Difference	11m

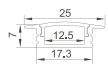


Unit: mm

OPTICAL & ELECTRICAL PARAMETERS (4000K for reference, more options available)

Model No.	Voltage	Ra	CCT	LM/m	LM/W	W/m
VFN-H2835T-150-48	48V DC	>90	4000K	2051	138	14.4

ALUMINUM PROFILE



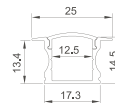
VSL250712-A



VSL170712-A



VSL171512-A



VSL251512-A



VSL161610-A



VSL161610-B

QUICK CONNECTOR



VFN-W10FF2G



S10W0



S10W2



VFN-W10CF2G



S10W1

Suitable for 10mm width product with LED density above 120LEDs/m.

Suitable for 10mm width product.

WIRE



20awg UL2468 wire



20awg UL2464 jacket wire





VTN-F5050-56-48-RGBW

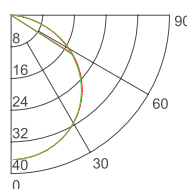
- High voltage DC 48V, long run series
- Good flexibility, suitable for curved surface
- Can achieve reach colors via controller
- Multiple specifications, support customization



IP Rating	IP22(N)	IP64(WP)	IP65(WS)	IP67(WT)	IP67(WHE)	IP68(WE)	IP68(WTS/WTU)	
Graphical								

BASIC PARAMETERS

Size	17000X16mm
LED/group	14LED
Input Voltage	DC48V
LED Qty	56 LED/m
No Brightness Difference	17m



PROFILE DRAWINGS

Unit: mm



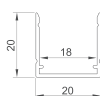
OPTICAL & ELECTRICAL PARAMETERS

Model No.	Voltage	Ra	Light Color	CCT/Wavelength	LM/m	LM/W	W/m
VTN-F5050-56-48-RGBW	48V DC	/	W	4000K	218	113	1.92
			R	620-625nm	74	39	1.92
			G	515-520nm	213	99	1.92
			B	460-470nm	38	19	1.92
			RGB	100000K	328	54	5.76
			RGBW	100000K+	543	67	7.68

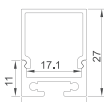
ALUMINUM PROFILE



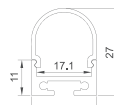
VSL201017-A



VSL202017-A



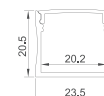
SL202717-A



SL202717-B



SL211416-A



SL232020-A

WIRE



22awg UL2464 wire



20awg UL1007 wire



VLN-2835T-XXX-48

- High voltage DC 48V, long run series
- Constant current design
- High brightness, high efficacy
- Good flexibility, suitable for curved surface
- Support PWM, 0-10V, DALI, DMX dimming
- Multiple specifications, support customization

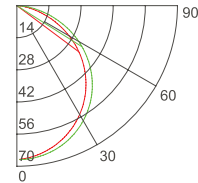
Color temperature options: 2200K, 2500K, 2700K, 3000K, 3500K, 4000K, 5000K, 6200K

Icons: DIMMABLE, LM-80 TESTED, ONE BIN ONLY, 2835, 120°, Ra 90, 5Years

IP Rating	IP22(IN)	IP64(WP)	IP65(WS)	IP67(WT)	IP67(WHE)	IP68(WE)	IP68(WTS/WTU)	
Graphical								

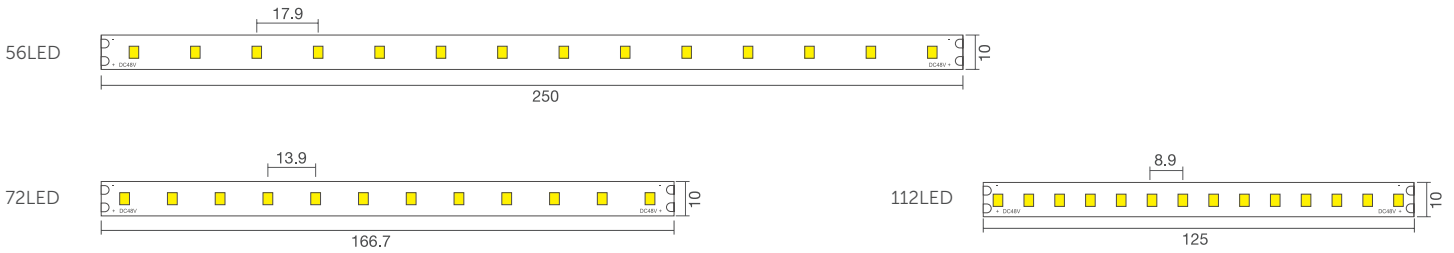
BASIC PARAMETERS

Size	27000X10mm	50000X10mm	18000X10mm
LED/group	14LED	12LED	14LED
Input Voltage	DC48V	DC48V	DC48V
LED Qty	56 LED/m	72 LED/m	112 LED/m
No Brightness Difference	27m	50m	18m



PROFILE DRAWINGS

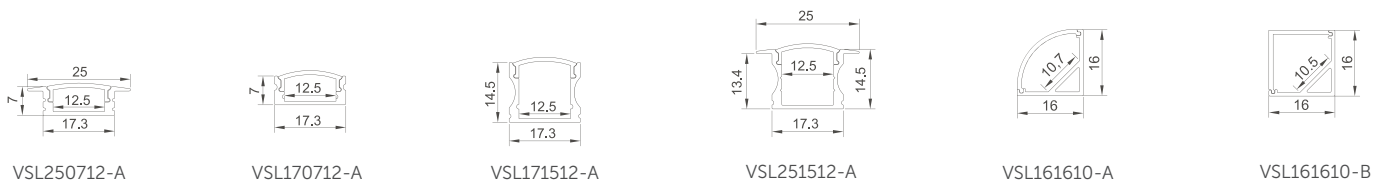
Unit: mm



OPTICAL & ELECTRICAL PARAMETERS (4000K for reference, more options available)

Model No.	Voltage	Ra	CCT	LM/m	LM/W	W/m
VLN-2835T-56-48	48V DC	>90	4000K	699	112	5.76
VLN-2835T-72-48	48V DC	>90	4000K	393	80	4.32
VLN-2835T-112-48	48V DC	>90	4000K	1289	108	11.52

ALUMINUM PROFILE



QUICK CONNECTOR



VFN-W10FF2



S10W0



S10W2



VFN-W10CF2


Suitable for 10mm width product with LED density less than 120LEDs/m.



S10W1

Suitable for 10mm width product.

WIRE



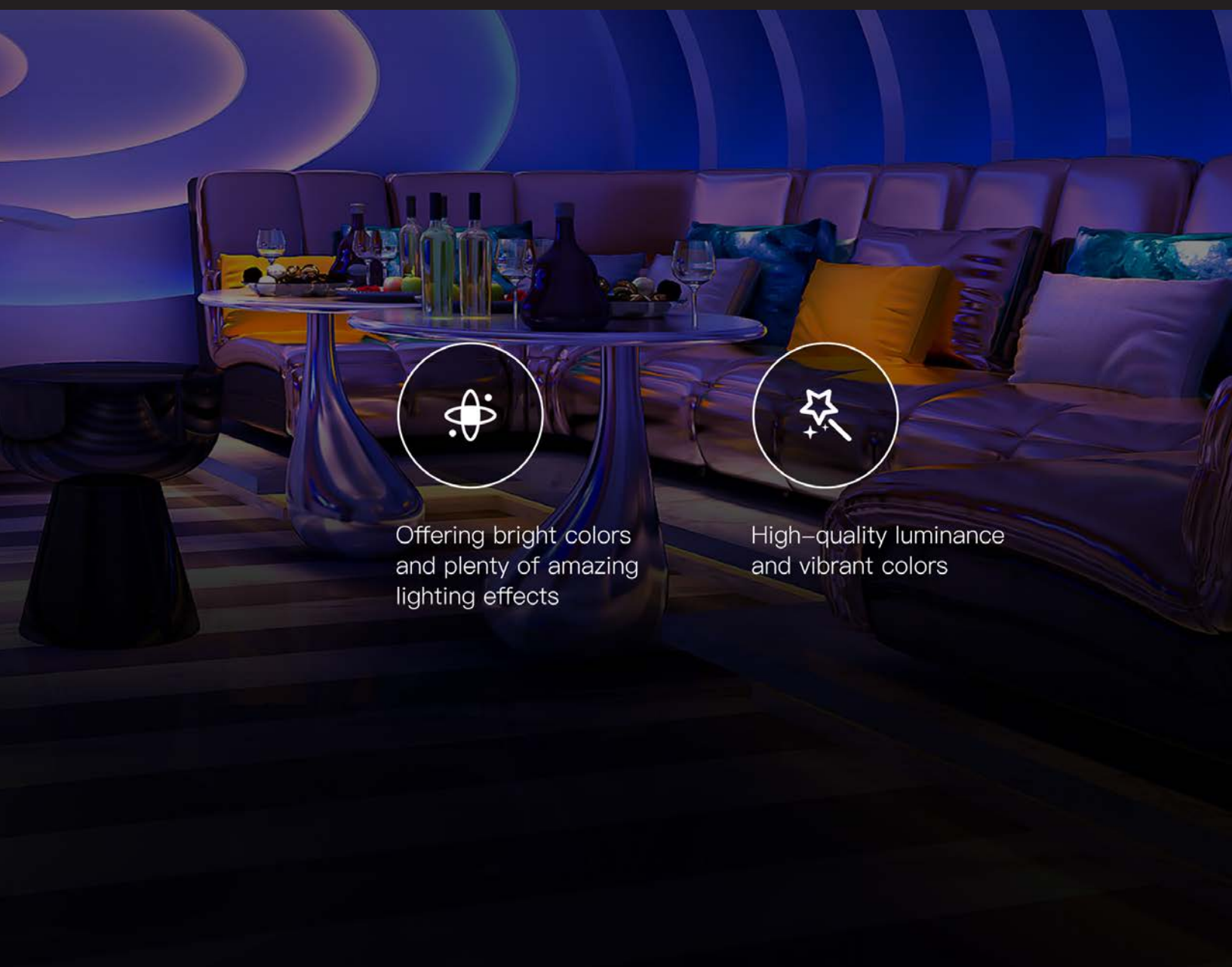
20awg UL2468 wire



20awg UL2464 jacket wire

12. Multi color series


Dim to Warm / CCT Controllable / RGB / RGBW / RGBTW / SPI / DMX



Offering bright colors and plenty of amazing lighting effects

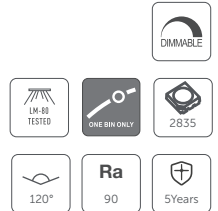



High-quality luminance and vibrant colors



VPTW-2835T-168-24-TW

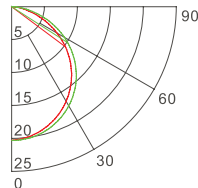
- Dim the light when CCT gets warm
- Linear lighting effect, suitable for ambient lighting
- PWM technology for easy control system
- 14 LEDs/group, can be cut according to needs
- Long lifespan with great lumen maintenance;
- Multiple specifications, support customization



IP Rating	IP22(N)	IP64(WP)	IP65(WS)	IP67(WT)	IP67(WHE)	IP68(WE)	IP68(WTS/WTU)	
Graphical								

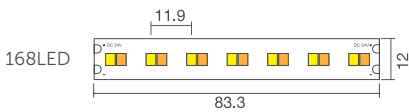
BASIC PARAMETERS

Size	5000X12mm
LED/group	7X2 LED
Input Voltage	24V DC
LED Qty	168 LED/m
Max Run:	7m



PROFILE DRAWINGS

Unit: mm



OPTICAL & ELECTRICAL PARAMETERS

Model No.	Voltage	Ra	CCT	LM/m	LM/W	W/m
VPTW-2835T-168-24-TW	24V DC	>90	2700-6200K	1685	117	14.4


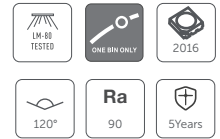
ALUMINUM PROFILE





VPTW-2016A-224-24-TW

- Small in size with good flexibility
- PWM technology for easy control system
- 14 LEDs/group, can be cut according to needs
- Long lifespan with great lumen maintenance
- Multiple specifications, support customization

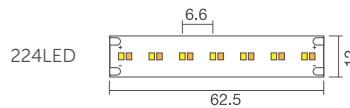


IP Rating	IP22(I/N)	IP64(WP)	IP65(WS)	IP67(WT)	IP67(WHE)	IP68(WE)	IP68(WTS/WTU)	CE	KoHS	RoHS E354137
Graphical										

BASIC PARAMETERS

Unit: mm

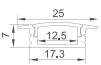
Size	5000X12mm
LED/group	14 LED
Input Voltage	24V DC
LED Qty	224 LED/m
Standad Run:	4m



OPTICAL & ELECTRICAL PARAMETERS

Model No.	Voltage	Ra	CCT	LM/m	LM/W	W/m
VPTW-2016A-224-24-TW	24V DC	>90	3000-6000K	1730	88	19.68

ALUMINUM PROFILE



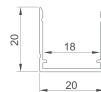
VSL250712-A



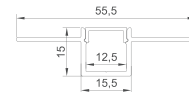
VSL170712-A



VSL201017-A



VSL202017-A



SL561512-A



SL230815-A

QUICK CONNECTOR



VFN-W10FF2G

Suitable for 10mm width product with LED density above 120LEDs/m.



S10W0



S10W2




S10W1

Suitable for 10mm width product.

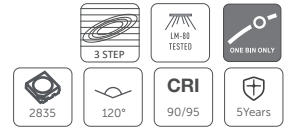


VFN-W10CF2G



VTN-H2835T-XXX-24-TW

- High efficacy, high brightness
- Good lumen maintenance and long service span
- CCT and brightness adjustable via dimmer
- Various specifications, support customization



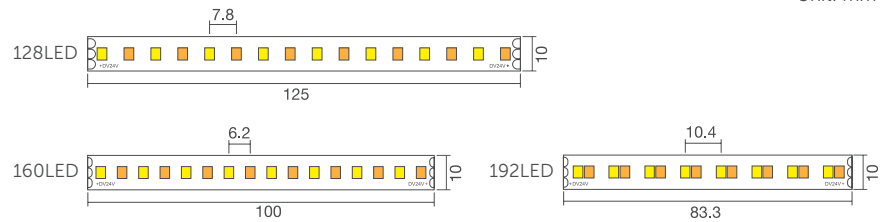
IP Rating	IP22(IN)	IP64(WP)	IP65(WS)	IP67(WT)	IP67(WHE)	IP68(WE)	IP68(WTS/WTU)
Graphical							



BASIC PARAMETERS

Size	5000X10mm
LED/group	16LED
Input Voltage	DC24V
LED Qty	128/160/192 LED/m
No Brightness Difference	3/2.5/2m


Unit: mm



OPTICAL & ELECTRICAL PARAMETERS

Model No.	Voltage	CRI	Light Color	CCT	LM/m	LM/W	W/m
VTN-H2835T-128-24-TW	24V DC	>90/95	W	2200K	743/576	129/100	5.76
			N	6200K	853/772	148/134	5.76
			TW	/	1590/1348	138/117	11.52
VTN-H2835T-160-24-TW	24V DC	>90/95	W	2200K	922/727	128/101	7.2
			N	6200K	1073/965	149/134	7.2
			TW	/	2002/1699	139/118	14.4
VTN-H2835T-192-24-TW	24V DC	>90/95	W	2200K	1115/855	129/99	8.64
			N	6200K	1128/1158	149/134	8.64
			TW	/	2402/2022	139/117	17.3

ALUMINUM PROFILE



WIRE

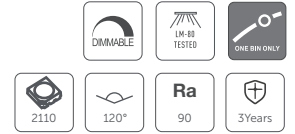


22awg UL1007 wire



VTN-2110-XXX-XX-TW

- Dual color temperature
- Good linear effect, support dimming via controller
- High brightness and high efficacy
- Good lumen maintenance and long service life
- Good flexibility and suitable for uneven surface

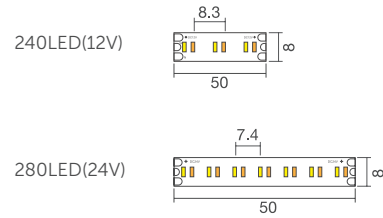


IP Rating	IP22(N)	IP64(WP)	IP65(WS)	IP67(WT)	IP67(WHE)	IP68(WE)	IP68(WTS/WTU)			
Graphical										

BASIC PARAMETERS

Unit: mm

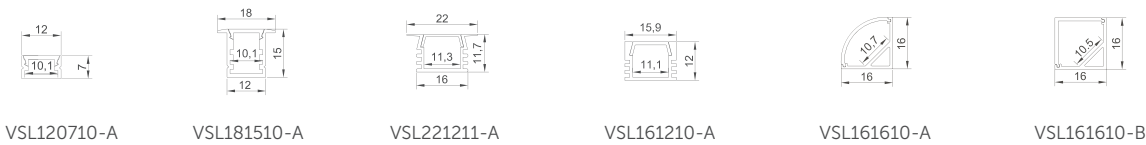
Size	5000X8mm	5000X8mm
LED/group	14LED	14LED
Input Voltage	DC12V	DC24V
LED Qty	240 LED/m	280 LED/m
No Brightness Difference	1.5/3m	1.5/3m



OPTICAL & ELECTRICAL PARAMETERS

Model No.	Voltage	CRI	Light Color	CCT	LM/m	LM/W	W/m
VTN-2110-240-12-TW	12V DC	>90	W	2000K	384	53	7.2
			N	6500K	547	76	
VTN-2110-280-24-TW	24V DC	>90	W	2000K	470	65	7.2
			N	6500K	670	93	

ALUMINUM PROFILE



WIRE



22awg UL1007 wire



VTN-S43528A-120-12/24-TW

- Good flexibility and small in size
- Soft and even illumination, no dark spots
- Good lumen maintenance, long life span
- CCT and brightness adjustable via dimmer

2700K 3000K 3500K 4000K 5000K 6500K

DIMMABLE

LM 80 TESTED

ONE GEN ONLY

3528

120°

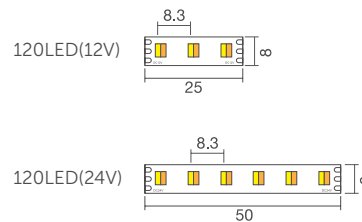
Ra 80

5Years

IP Rating	IP22(IN)	IP64(WP)	IP65(WS)	IP67(WT)	IP67(WHE)	IP68(WE)	IP68(WTS/WTU)			
Graphical										

BASIC PARAMETERS

Size	5000X8mm
LED/group	3/6LED
Input Voltage	DC12/24V
LED Qty	120 LED/m
Standard Run:	1.5/2m



Unit: mm

OPTICAL & ELECTRICAL PARAMETERS

Model No.	Voltage	Ra	Light Color	CCT	LM/m	LM/W	W/m
VTN-S43528A-120-12/24-TW	12/24V DC	>80	W	2700K	700	84	9.6
			N	5000K	750	84	9.6
			TW	/	1500	82	19.2

ALUMINUM PROFILE

VSL120710-A

VSL181510-A

VSL221211-A

VSL161210-A

VSL161610-A

VSL161610-B

JOINT

D10W0

D10W1

D10W2

WIRE

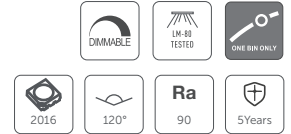

20awg UL2464 wire

20awg UL1007 wire



VTN-2016A-XXX-XX-TW

- Good flexibility and small in size
- Soft and even illumination , no dark spots
- Good lumen maintenance, long life span
- CCT and brightness adjustable via dimmer

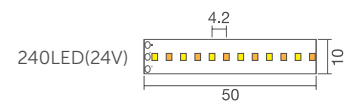
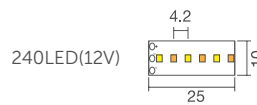
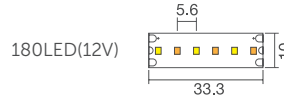


IP Rating	IP22(N)	IP64(WP)	IP65(WS)	IP67(WT)	IP67(WHE)	IP68(WE)	IP68(WTS/WTU)	
Graphical								

BASIC PARAMETERS

Size	5000X10mm
LED/group	6/12LED
Input Voltage	DC12/24V
LED Qty	180/240 LED/m
Standard Run:	2.5/3.5m

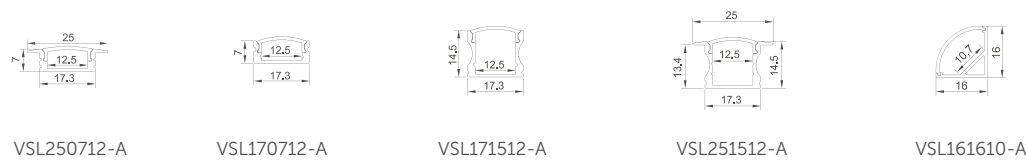
Unit: mm



OPTICAL & ELECTRICAL PARAMETERS

Model No.	Voltage	Ra	Light Color	CCT	LM/m	LM/W	W/m
VTN-2016A-180-12-TW	12V DC	>90	W	3000K	495	76	6.48
			N	6500K	540	83	6.48
			TW	/	1000	77	12.96
VTN-2016A-240-12/24-TW	12/24V DC	>90	W	3000K	660	76	8.64
			N	6500K	720	83	8.64
			TW	/	1300	75	17.28

ALUMINUM PROFILE



QUICK CONNECTOR



FN-WC10CF3 FN-W10CF3

JOINT



D10W1 D10W2 S10W0



VTN-2110-396-24-RGB

- Small in size and good flexibility
- Cuttable and convenient to use
- Can achieve various lighting effects via controller

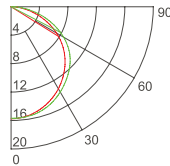


IP Rating	IP22(IN)	IP64(WP)	IP65(WS)	IP67(WT)	IP67(WHE)	IP68(WE)	IP68(WTS/WTU)
Graphical							



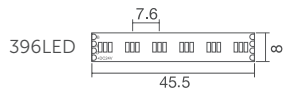
BASIC PARAMETERS

Size	5000X8mm
LED/group	3X6LED
Input Voltage	DC24V
LED Qty	396 LED/m
Standard run:	1m



PROFILE DRAWINGS

Unit: mm



OPTICAL & ELECTRICAL PARAMETERS

Model No.	Voltage	Light Color	CCT/Wavelength	LM/m	LM/W	W/m
VTN-2110-396-24-RGB	24V DC	R	620-625nm	52	/	5
		G	515-520nm	414	/	5
		B	465-470nm	106	/	5
		RGB	100000K	575	/	15

ALUMINUM PROFILE



SL181510-A



VSL221211-A



VSL161210-A



VSL161610-A



VSL161610-B



VTN-4040A-120-24-RGB

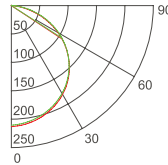
- High brightness and lumen efficiency
- Great linear effect
- Flexible and cuttable, can be mounted on cove surface
- Long service life with excellent lumen maintenance



IP Rating	IP22(N)	IP64(WP)	IP65(WS)	IP67(WT)	IP67(WHE)	IP68(WE)	IP68(WTS/WTU)	
Graphical								

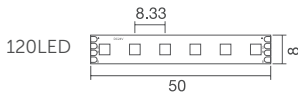
BASIC PARAMETERS

Size	5000X8mm
LED/group	6LED
Input Voltage	DC24V
LED Qty	120 LED/m
No Brightness Difference	4m



PROFILE DRAWINGS

Unit: mm



OPTICAL & ELECTRICAL PARAMETERS

Model No.	Voltage	Light Color	CCT/Wavelength	LM/m	LM/W	W/m
VTN-4040A-120-24-RGB	24V DC	R	615-630nm	211	33	6.4
		G	515-530nm	384	60	6.4
		B	460-470nm	87	13.5	6.4
		RGB	100000K	614	32	19.2

ALUMINUM PROFILE



SL181510-A



VSL221211-A



VSL161210-A



VSL161610-A



VSL161610-B





VTN-5050A-XXX-XX-RGB

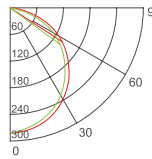
- Small in size, good flexibility, and easy to bend
- Can achieve various lighting effects via controller
- Long life span and good lumen maintenance
- Various specifications, support customization



IP Rating	IP22(IN)	IP64(WP)	IP65(WS)	IP67(WT)	IP67(WHE)	IP68(WE)	IP68(WTS/WTU)	
Graphical								

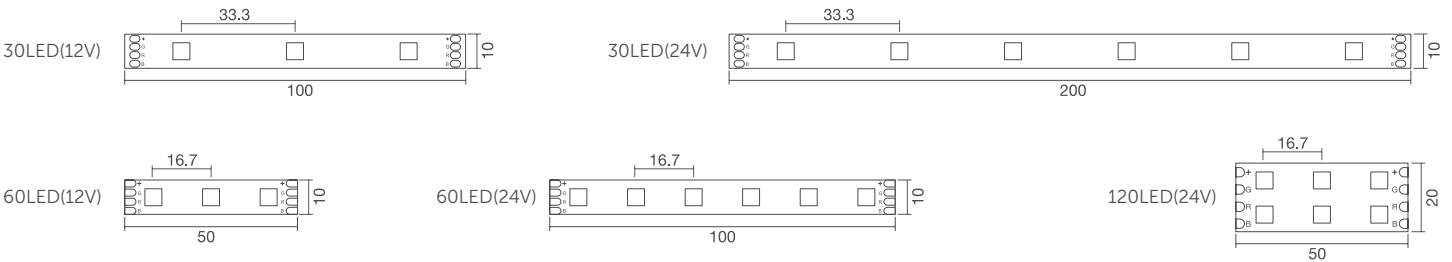
BASIC PARAMETERS

Size	5000X10mm	5000X10mm	5000X20mm
LED/group	3/6 LED	3/6 LED	6 LED
Input Voltage	12/24V DC	12/24V DC	24V DC
LED Qty	30 LED/m	60 LED/m	120 LED/m
Max Run:	4/5m	2.5/3m	3m



PROFILE DRAWINGS

Unit: mm



OPTICAL & ELECTRICAL PARAMETERS

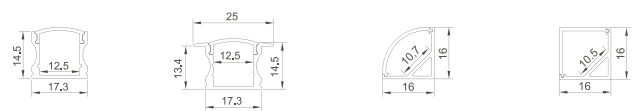
Model No.	Voltage	Light Color	CCT/Wavelength	LM/m	LM/W	W/m
VTN-5050A-30-12/24-RGB	12/24V DC	R	620-625nm	60	/	2.4
		G	515-525nm	101	/	2.4
		B	460-470nm	24	/	2.4
		RGB	/	170	/	7.2
VTN-5050A-60-12/24-RGB	12/24V DC	R	615-630nm	125	/	4.8
		G	515-525nm	206	/	4.8
		B	460-470nm	48	/	4.8
		RGB	/	370	/	14.4
VTN-5050A-120-24-RGB	12/24V DC	R	615-630nm	250	/	9.6
		G	515-525nm	413	/	9.6
		B	460-470nm	96	/	9.6
		RGB	100000+	778	/	28.8

QUICK CONNECTOR




FN-W10CF4 FN-W10FF4 RGB10W1 RGB10W2 RGB10W0

ALUMINUM PROFILE



VSL171512-A VSL251512-A VSL161610-A VSL161610-B



VTN-2110-384-24-RGBW

- High density and better linear effect
- Small size with great flexibility, suitable for curved surface
- Long lifespan with great lumen maintenance
- Create rich color effects via controller

2700K 3000K 3500K 4000K 5000K 6500K RGBW

LM-80 TESTED

ONE BIN ONLY

2110

120°

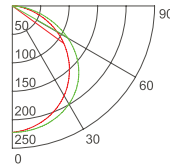
Ra 90

4Years

IP Rating	IP22(N)	IP64(WP)	IP65(W5)	IP67(WT)	IP67(WHE)	IP68(WE)	IP68(WTS/WTU)
Graphical							

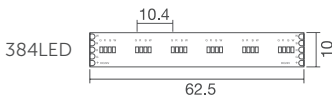
BASIC PARAMETERS

Siz	5000X10mm
LED/group	4X6 LED
Input Voltage	DC24V
LED Qty	384 LED/m
Max Run:	3m



PROFILE DRAWINGS

Unit: mm



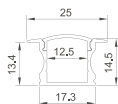
OPTICAL & ELECTRICAL PARAMETERS

Model No.	Voltage	Ra	Light Color	CCT/Wavelength	LM/m	LM/W	W/m
VTN-2110-384-24-RGBW	24V DC	>90	W	3000K	343	/	3.84
		/	R	620-625nm	48	/	3.84
		/	G	515-520nm	330	/	3.84
		/	B	460-470nm	68	/	3.84
		/	RGBW	/	756	/	15.36

ALUMINUM PROFILE



VSL171512-A



VSL251512-A



VSL161610-A



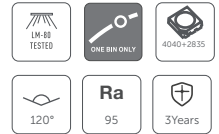
VSL161610-B





VTN-42T-192-24-RGB+W

- 3in1 RGB + 2835W
- Great flexibility, easy mounted on curved surface
- Long lifespan with great lumen maintenance
- Create rich color effects via controller

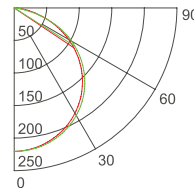


IP Rating	IP22(N)	IP64(WP)	IP65(WS)	IP67(WT)	IP67(WHE)	IP68(WE)	IP68(WTS/WTU)
Graphical							



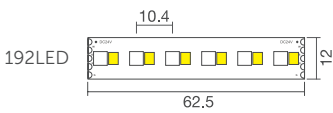
BASIC PARAMETERS

Size	5000X12mm
LED/group	2X6 LED
Input Voltage	DC24V
LED Qty	192 LED/m
Max Run:	3m



PROFILE DRAWINGS

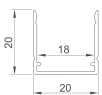
Unit: mm



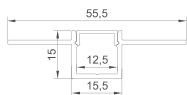
OPTICAL & ELECTRICAL PARAMETERS

Model No.	Voltage	Ra	Light Color	CCT/Wavelength	LM/m	LM/W	W/m
VTN-42T-192-24-RGB+W	24V DC	>90	W	2900K	681	88	8
		\	R	620-630nm	161	28	6
			G	515-530nm	368	62	6
			B	460-470nm	83	14	6
			RGBW	/	1148	44	25

ALUMINUM PROFILE



VSL202017-A



VSL561512-A

WIRE



22awg UL2468 wire



VTN-5050-60-12/24-RGB+W

- Good flexibility with stable and reliable performance
- Cuttable and easy to install
- Create rich color effects via controller
- Long lifespan with great lumen maintenance

2700K
 3000K
 3500K
 4000K
 5000K
 6500K
 RGBW

DIMMABLE

LM-80 TESTED

ONE BIN ONLY

5050

120°

Ra
80

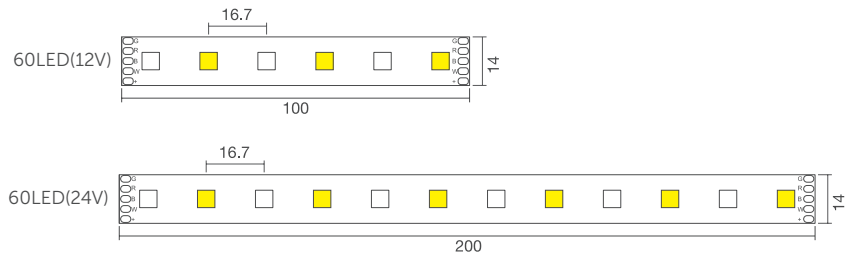
2Years

IP Rating	IP22(N)	IP64(WP)	IP65(WS)	IP67(WT)	IP67(WHE)	IP68(WE)	IP68(WTS/WTU)			
Graphical										

BASIC PARAMETERS

Unit: mm

Size	5000X14mm
LED/group	6/12 LED
Input Voltage	DC12/24V
LED Qty	60 LED/m
Max Run:	3/5m



OPTICAL & ELECTRICAL PARAMETERS (4000K for reference, more options available)

Model No.	Voltage	Ra	Light Color	CCT/Wavelength	LM/m	LM/W	W/m
VTN-5050-60-12/24-RGB+W	12/24V DC	>80	W	4000K	770	107	7.2
			R	620-630nm	60	25	2.4
			G	515-530nm	24	10	2.4
			B	460-470nm	101	42	2.4
			RGBW	/	950	19	14.4

JOINT



RGBW14W1 RGBW14W0 RGBW14W2

ALUMINUM PROFILE

VSL211416-A

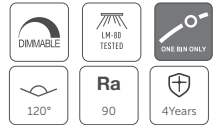
VSL192016-A

VSL202017-A



VTN-5050-120-24-RGB+W

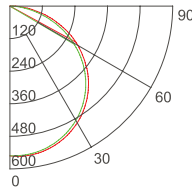
- 5050 3in1 RGB + 5050W
- Small in size, good flexibility and suitable for curved surface
- Long lifespan with great lumen maintenance
- Create rich color effects via controller



IP Rating	IP22(IN)	IP64(WP)	IP65(WS)	IP67(WT)	IP67(WHE)	IP68(WE)	IP68(WTS/WTLJ)	CE	RoHS	UL LISTED E354137
Graphical										

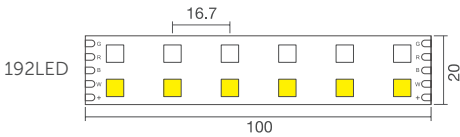
BASIC PARAMETERS

Size	5000X20mm
LED/group	12 LED
Input Voltage	DC24V
LED Qty	120 LED/m
Max Run:	4m



PROFILE DRAWINGS

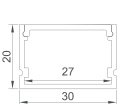
Unit: mm



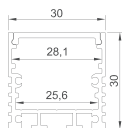
OPTICAL & ELECTRICAL PARAMETERS

Model No.	Voltage	Ra	Light Color	CCT/Wavelength	LM/m	LM/W	W/m
VTN-5050-120-24-RGB+W	24V DC	>90	W	3000K	1136	79	14.4
			R	620-625nm	172	36	4.8
			G	515-520nm	341	72	4.8
			B	460-470nm	80	17	4.8
			RGBW	5363K	1712	59	28.8

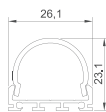
ALUMINUM PROFILE



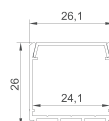
VSL302027-A



VAL-XT303025-A



VSL261822-A



VSL262624-A



VTN-F5050-60-12/24-RGBW

- Adopt high quality 5050 LED
- Adopt red, green, blue, and white 4in1 LED
- Flexible and cuttable every 3 or 6 LEDs
- Good stability and reliability performance
- Input voltage:DC12V and DC24V

2700K 3000K 3500K 4000K 5000K 6500K RGBW

DIMMABLE

LM-88 TESTED

ONE BIN ONLY

5050

120°

Ra
80

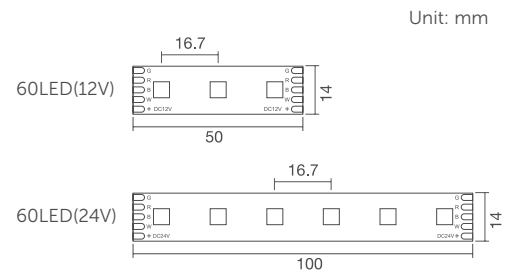
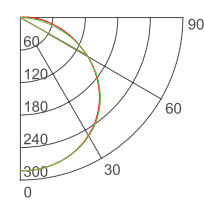
3Years

IP Rating	IP22(N)	IP64(WP)	IP65(W5)	IP67(WT)	IP67(WHE)	IP68(WE)	IP68(WTS/WTU)
Graphical							
	✓	✓	✓	✓	✓	✓	✓



BASIC PARAMETERS

Size	5000X14mm
LED/group	3/6 LED
Input Voltage	DC12/24V
LED Qty	60 LED/m
Max Run:	2.5/4.5m



OPTICAL & ELECTRICAL PARAMETERS

Model No.	Voltage	Ra	Light Color	CCT/Wavelength	LM/m	LM/W	W/m
VTN-F5050-60-12/24-RGBW	12/24V DC	>80	W	3000K	456	77	4.8
			R	620-630nm	R+G+B:464	25	4.8
			G	515-530nm		68	4.8
			B	460-470nm		11	4.8
			RGBW	4700K	828	64	19.2

JOINT



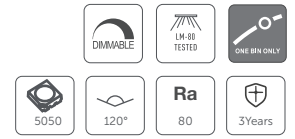
ALUMINUM PROFILE





VTN-S5050-60-24-RGBTW

- High efficacy 5050 LED
- 5in1 LED (red, green, blue, white and warm white)
- Can create multiple lighting colors
- Available of dimming



IP Rating	IP22(N)	IP64(WP)	IP65(WS)	IP67(WT)	IP67(WHE)	IP68(WE)	IP68(WTS/WTU)
Graphical							
	<input checked="" type="checkbox"/>	<input checked="" type="checkbox"/>	<input checked="" type="checkbox"/>	<input checked="" type="checkbox"/>	<input checked="" type="checkbox"/>	<input checked="" type="checkbox"/>	<input checked="" type="checkbox"/>

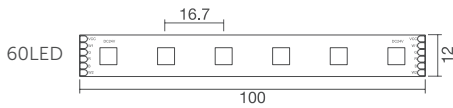


BASIC PARAMETERS

Size	5000X12mm
LED/group	6LED
Input Voltage	DC24V
LED Qty	60LED/m
Max Run:	3.5m

PROFILE DRAWINGS

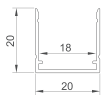
Unit: mm



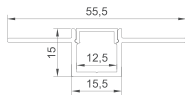
OPTICAL & ELECTRICAL PARAMETERS

Model No.	Voltage	Ra	Light Color	CCT/Wavelength	LM/m	LM/W	W/m
VTN-S5050-60-24-RGBTW	24V DC	>80	WW	2300-2600K	193	80	2.4
			NW	6500-7000K	231	97	2.4
VTN-S5050-60-24-RGBTW	24V DC	/	R	615-625nm	82	/	2.4
			G	515-525nm	175	/	2.4
			B	460-470nm	39	/	2.4
			RGBTW	/	700	/	12.0

ALUMINUM PROFILE



VSL202017-A

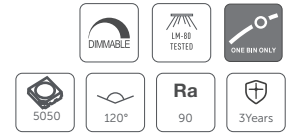


SL561512-A



VTN-566-180-24-RGB+TW

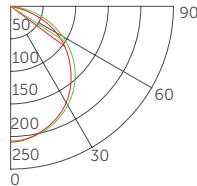
- 5050 and 2016 LED
- Cuttable every 10cm
- Small size for convenient installation
- Can create rich lighting effects via controller
- Long lifespan with great lumen maintenance
- Available in red, green, blue, warm white and white



IP Rating	IP22(N)	IP64(WP)	IP65(W/S)	IP67(WT)	IP67(WHE)	IP68(WE)	IP68(WTS/WTU)	
Graphical								

BASIC PARAMETERS

Size	5000X12mm
LED/group	18LED
Input Voltage	DC24V
LED Qty	180LED/m
Max Run:	5m



PROFILE DRAWINGS

Unit: mm



OPTICAL & ELECTRICAL PARAMETERS

Model No.	Voltage	Ra	Light Color	CCT/Wavelength	LM/m	LM/W	W/m
VTN-566-180-24-RGB+TW	24V DC	>90	WW	2000K	152	60	2.4
			NW	6500K	223	86	2.4
VTN-566-180-24-RGB+TW	24V DC	/	R	615-625nm	67	/	2.4
			G	515-520nm	118	/	2.4
			B	460-465nm	28	/	2.4
			RGBTW	/	570	/	12.0

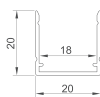
ALUMINUM PROFILE




SL211416-A



SL192016-A



VSL202017-A



VDN-5050A-60-12/24-RGB/W-SPI

- Flexible and cuttable
- Good stability and reliability performance
- Long lifespan with great lumen maintenance
- Create rich color effects via controller
- Can match the controller SP105E / MR-502
- PWM dimming is not supported



IP Rating	IP22(IN)	IP64(WP)	IP65(WS)	IP67(WT)	IP67(WHE)	IP68(WE)	IP68(WTS/WTU)
Graphical							
	<input checked="" type="checkbox"/>	<input checked="" type="checkbox"/>	<input checked="" type="checkbox"/>	<input checked="" type="checkbox"/>	<input type="checkbox"/>	<input type="checkbox"/>	<input checked="" type="checkbox"/>

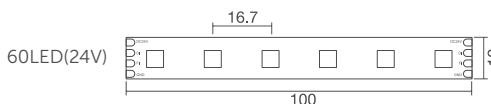
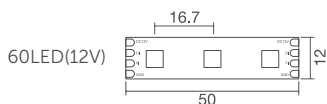


BASIC PARAMETERS

Size	5000X12mm	5000X12mm	5000X12mm
LED/group	3/6LED	3/6LED	3/6LED
Input Voltage	DC12V	DC24V	DC24V
LED Qty	60LED/m	60LED/m	60LED/m
Max Run:	2.5m(RGB/W)	4m(RGB)	3.5m(W)

PROFILE DRAWINGS

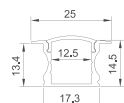
Unit: mm



OPTICAL & ELECTRICAL PARAMETERS

Model No.	Voltage	Ra	Light Color	CCT/Wavelength	LM/m	LM/W	W/m
VDN-5050A-60-12/24-RGB-SPI	12/24V DC	/	R	615-630nm	47	11.5	4.08
			G	515-530nm	100	24.5	4.08
			B	460-470nm	23	5.5	4.08
			RGB	100000K+	245	20	12.4
VDN-5050A-60-12/24-W-SPI	12/24V DC	>80	W	4000K	1337	103	12.96

ALUMINUM PROFILE



VSL251512-A



VSL161610-A



VSL161610-B

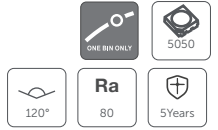



VSL171512-A



DMXN-5050A-XX-XX-W

- Flexible and cuttable
- Create rich lighting effects via controller
- Long lifespan with great lumen maintainanc
- Can match the controller LT-800,MR-502
- PWM dimming is not supported



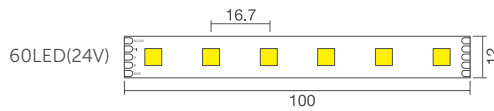
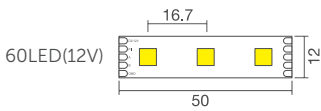
IP Rating	IP22(N)	IP64(WP)	IP65(W/S)	IP67(WT)	IP67(W/HE)	IP68(WE)	IP68(WTS/WTU)	
Graphical								

BASIC PARAMETERS

Size	5000X12mm
LED/group	3/6LED
Input Voltage	DC12/24V
LED Qty	60 LED/m
No Brightness Difference	2.5/3.5m

PROFILE DRAWINGS

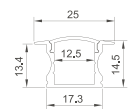
Unit: mm



OPTICAL & ELECTRICAL PARAMETERS (4000K for reference, more options available)

Model No.	Voltage	Ra	CCT	LM/m	LM/W	W/m
DMXN-5050A-60-12-W	12V DC	>80	4000K	1321	86	15.36
DMXN-5050A-60-24-W	24V DC	>80	4000K	1337	87	15.36

ALUMINUM PROFILE



VSL251512-A



VSL161610-A



VSL161610-B



VSL171512-A



DMXN-5050-XX-XX-RGB

- Flexible and cuttable
- Create rich color effects via controller
- Long lifespan with great lumen maintenance
- Can match the controller MR-502
- PWM dimming is not supported
- Multiple specifications, support customization

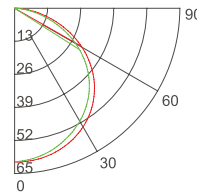


IP Rating	IP22(N)	IP64(WP)	IP65(WS)	IP67(WT)	IP67(WHE)	IP68(WE)	IP68(WTS/WTU)				
Graphical											
	<input checked="" type="checkbox"/>	<input checked="" type="checkbox"/>	<input checked="" type="checkbox"/>	<input checked="" type="checkbox"/>	<input type="checkbox"/>	<input type="checkbox"/>	<input checked="" type="checkbox"/>				



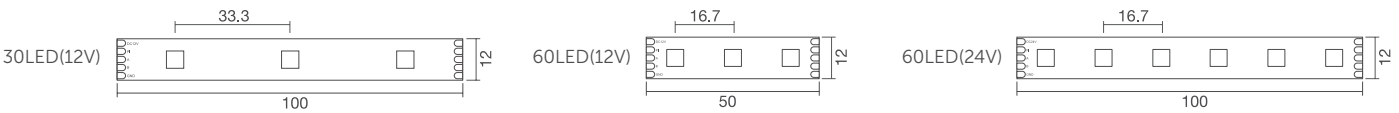
BASIC PARAMETERS

Size	5000X12mm	5000X12mm
LED/group	3LED	3/6LED
Input Voltage	DC12V	DC12/24V
LED Qty	30 LED/m	60 LED/m
No Brightness Difference	4m	2.5/3.5m



PROFILE DRAWINGS

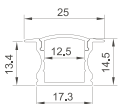
Unit: mm



OPTICAL & ELECTRICAL PARAMETERS

Model No.	Voltage	Ra	Light Color	CCT/Wavelength	LM/m	LM/W	W/m
DMXN-5050-30-12-RGB	12V DC	/	R	615-630nm	52	15.5	3.36
			G	515-530nm	76	22.5	3.36
			B	460-470nm	20	5.8	3.36
			RGB	100000K	153	19.9	7.68
DMXN-5050-60-12/24-RGB	12/24V DC	/	R	615-630nm	104	15.5	6.72
			G	515-530nm	152	22.5	6.72
			B	460-470nm	39	5.8	6.72
			RGB	100000K	306	19.9	15.36

ALUMINUM PROFILE



VSL251512-A



VSL161610-A



VSL161610-B

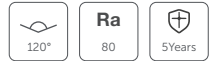


VSL171512-A



DMXN-F5050-XX-XX-RGBW

- Flexible and cuttable
- Create rich color effects via controller
- Long lifespan with great lumen maintenance
- Can match the controller MR-502
- PWM dimming is not supported
- Multiple specifications, support customization

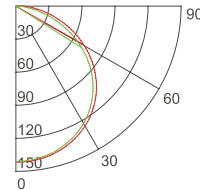


IP Rating	IP22(N)	IP64(WP)	IP65(W/S)	IP67(W/T)	IP67(W/HE)	IP68(WE)	IP68(WTS/W/TU)
Graphical							



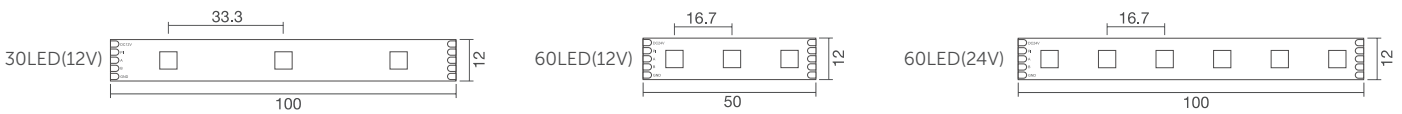
BASIC PARAMETERS

Size	5000X12mm	5000X12mm
LED/group	6LED	3/6LED
Input Voltage	DC12V	DC12/24V
LED Qty	30 LED/m	60 LED/m
No Brightness Difference	3.5m	2/4.5m



PROFILE DRAWINGS

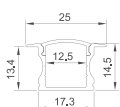
Unit: mm



OPTICAL & ELECTRICAL PARAMETERS

Model No.	Voltage	Ra	Light Color	CCT/Wavelength	LM/m	LM/W	W/m
DMXN-5050-30-12-RGB	12V DC	>80	W	2700-6500K	134-202	40-60	3.36
			R	615-630nm	52	15.5	3.36
			G	515-530nm	119	35.5	3.36
			B	460-470nm	29	8.6	3.36
			RGB	100000K	295-443	30-45	9.84
DMXN-F5050-60-12/24-RGBW	12V DC	>80	W	2700-6500K	269-403	40-60	6.72
			R	615-630nm	105	15.5	6.72
			G	515-530nm	238	35.5	6.72
			B	460-470nm	58	8.6	6.72
			RGB	100000K	590-885	30-45	19.68

ALUMINUM PROFILE



VSL251512-A



VSL161610-A



VSL161610-B



VSL171512-A



13. Flexible panel series


White / Tunable White / RGB / RGBW / RGB+TW / SPI



Light chasing, color gradient, animation video etc. can be realized



Ideal for the backlight of the showcase, signage light box, background wall, and ceiling light



VFP-P24-W

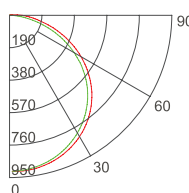
- Adopt single-sided FPC, flexible and cuttable
- Long run with no lumen drop
- Create rich lighting effects via controller
- Support PWM, DMX, 0-10V, DALI dimming



IP Rating	IP22(IN)	IP64(WP)	IP65(WS)	IP67(WT)	IP67(WHE)	IP68(WE)	IP68(WTS/WTU)
Graphical							

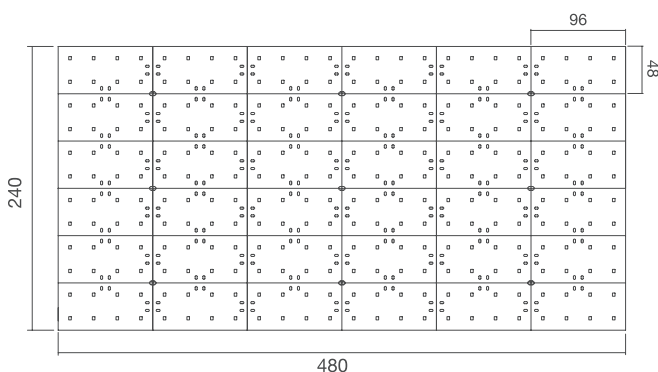
BASIC PARAMETERS

Size	480X240mm
Input Voltage	DC24V
LED Qty	200 LED/pc
Max Run:	4pcs



PROFILE DRAWINGS

Unit: mm



OPTICAL & ELECTRICAL PARAMETERS (4000K for reference, more options available)

Model No.	Voltage	CRI	Light Color	CCT	LM/pcs	LM/W	W/pcs
VFP-P24-W	24V DC	>90/95	W	4000K	2628/2124	146/118	18

ACCESSORIES




XH-2Y Power cable



XH-2Y Joint line

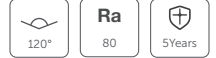



Screw



VFP-P27-TW

- Adopt single-sided FPC, flexible and cuttable
- Long run with no lumen drop
- Lighting effects and brightness adjustable via build-in controller
- IP22&IP64 available
- CCT support customization

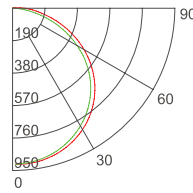


IP Rating	IP22(N)	IP64(WP)	IP65(WS)	IP67(WT)	IP67(WHE)	IP68(WE)	IP68(WTS/WTU)
Graphical							




BASIC PARAMETERS

Size	480X240mm
Input Voltage	DC24V
LED Qty	324 LED/pc
Max Run:	4pcs



PROFILE DRAWINGS

Unit: mm



OPTICAL & ELECTRICAL PARAMETERS

Model No.	Voltage	Ra	Light Color	CCT	LM/pcs	LM/W	W/pcs
VFP-P27-TW	24V DC	>80	W	2700K	1425	110	13
			N	6500K	1555	120	13
			TW	4500K	2980	115	26

ACCESSORIES




XH-3Y Power cable



XH-3Y Jumper



Screw



VFP-P27-RGB

- RGB in one 4040 LED
- Satisfy high density and slim application requirements
- Flexible PCB for proper bending and versatile use
- Long service life with great lumen maintenance
- Achieve rich lighting effects via controller

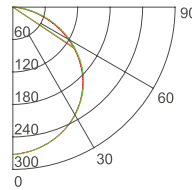


IP Rating	IP22(N)	IP64(WP)	IP65(WS)	IP67(WT)	IP67(WHE)	IP68(WE)	IP68(WTS/WTU)
Graphical							
	<input checked="" type="checkbox"/>	<input checked="" type="checkbox"/>	<input type="checkbox"/>	<input type="checkbox"/>	<input type="checkbox"/>	<input type="checkbox"/>	<input type="checkbox"/>

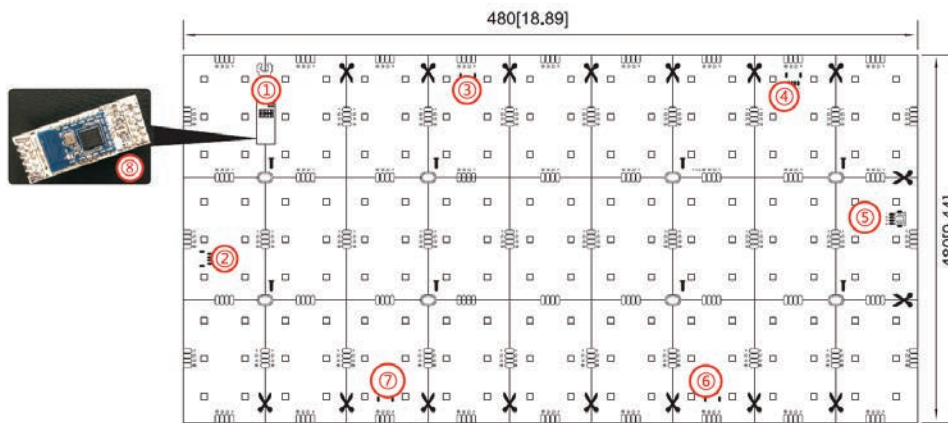


BASIC PARAMETERS

Size	480X240mm
Input Voltage	DC24V
LED Qty	162 LED/pc
No Brightness Difference MAX:	4pcs



PROFILE DRAWINGS



Unit: mm

OPTICAL & ELECTRICAL PARAMETERS

Model No.	Voltage	Ra	Light Color	CCT/Color Available	LM/pcs	LM/W	W/pcs
VFP-P27-RGB	24V DC	/	R	615-630nm	272	28	9.72
			G	515-530nm	564	58	9.72
			B	460-470nm	117	12	9.72
			RGB	100000K	962	33	29.16

ACCESSORIES




XH-4Y Power cable



XH-4Y Jumper

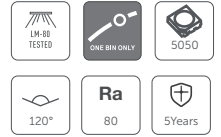


Screw



VFP-P27-RGBW

- 4in1 with colors of red, green, blue and white
- Flexible and cuttable every 80.0*53.3mm
- Long lifespan with great lumen maintenance
- Create rich lighting effects via controller
- Dimmable with PWM technology

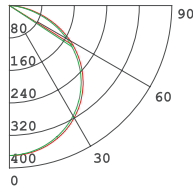


IP Rating	IP22(IN)	IP64(WP)	IP65(WS)	IP67(WT)	IP67(WHE)	IP68(WE)	IP68(WTS/WTU)
Graphical							
	<input checked="" type="checkbox"/>	<input checked="" type="checkbox"/>	<input type="checkbox"/>	<input type="checkbox"/>	<input type="checkbox"/>	<input type="checkbox"/>	<input type="checkbox"/>



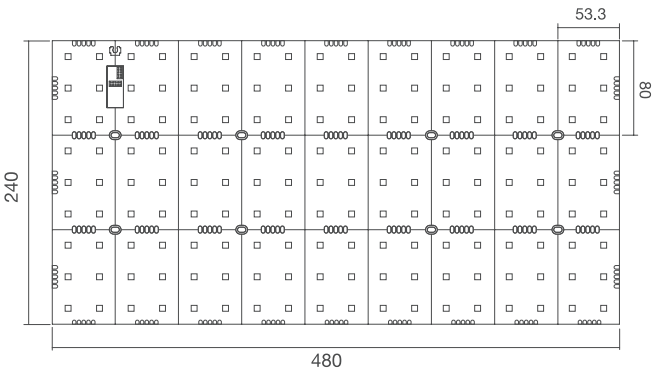
BASIC PARAMETERS

Size	480X240mm
Input Voltage	DC24V
LED Qty	162 LED/pc
Max Run:	4pcs



PROFILE DRAWINGS

Unit: mm



OPTICAL & ELECTRICAL PARAMETERS

Model No.	Voltage	Ra	Light Color	CCT/Color Available	LM/pcs	LM/W	W/pcs
VFP-P27-RGBW	24V DC	>80	W	3000K	583	90	6.48
			R	620-630nm	169	26	6.48
			G	515-530nm	480	74	6.48
			B	460-470nm	97	15	6.48
			RGBW	100000K	1218	47	25.92

ACCESSORIES




XH-4Y Power cable



XH-4Y Jumper

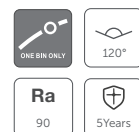


Screw



VFP-P27-RGB+W

- Good flexibility and suitable for curved surface
- Long lifespan with great lumen maintenance
- Create rich color effects with controller
- Can be cut to any shapes

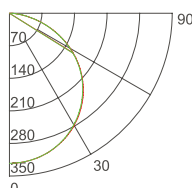


IP Rating	IP22(N)	IP64(WP)	IP65(WS)	IP67(WT)	IP67(WHE)	IP68(WE)	IP68(WTS/WTU)
Graphical							




BASIC PARAMETERS

Size	610X305mm
Input Voltage	DC24V
LED Qty	576 LED/pc
Standard Series Connection:	2pcs



PROFILE DRAWINGS

Unit: mm



OPTICAL & ELECTRICAL PARAMETERS

Model No.	Voltage	Ra	Light Color	CCT/Color Available	LM/pcs	LM/W	W/pcs
VFP-P27-RGB+W	24V DC	>90	W	4000K	1094	95	11.5
			R	620-630nm	345	30	11.5
			G	515-530nm	979	85	11.5
			B	460-470nm	207	18	11.5
			RGBW	100000K	2580	56	46.1

ACCESSORIES




XH-5Y Power cable



XH-5Y Jumper



Screw



VFP-P25-RGB+TW

- Good flexibility and suitable for curved surface
- Support PWM, 0-10V, DALI dimming
- Can be cut to any shapes
- Multiple specifications, support customization

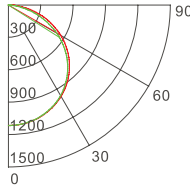


IP Rating	IP22(N)	IP64(WP)	IP65(WS)	IP67(WT)	IP67(WHE)	IP68(WE)	IP68(WTS/WTU)
Graphical							




BASIC PARAMETERS

Size	610X305mm
Input Voltage	DC24V
LED Qty	864 LED/pc
Standard Series Connection:	2pcs



PROFILE DRAWINGS

Unit: mm



OPTICAL & ELECTRICAL PARAMETERS

Model No.	Voltage	Ra	Light Color	CCT/Color Available	LM/pcs	LM/W	W/pcs
VFP-P25-RGB+TW	24V DC	>90	W	2700K	1047	91	11.52
VFP-P25-RGB+TW	24V DC	/	N	9000K	1240	108	11.52
VFP-P25-RGB+TW	24V DC	/	R	620-630nm	245	30	8.06
VFP-P25-RGB+TW	24V DC	/	G	520-535nm	981	121	8.06
VFP-P25-RGB+TW	24V DC	/	B	460-475nm	196	24	8.06
VFP-P25-RGB+TW	24V DC	/	TW	/	2207	95	23.04
VFP-P25-RGB+TW	24V DC	/	RGB	/	1368	56	24.19
VFP-P25-RGB+TW	24V DC	/	RGB+TW	/	3364	71	47.23


ACCESSORIES



XH-6Y Jumper

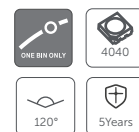


Screw



VFP-P20-RGB-SPI

- USC5603A IC
- FPC material, flexible and bendable
- Easy mounted by adhesive tape or screws
- Customizable in size, color, power, and logo, etc
- To achieve rich lighting effects via controller
- Controller MR502 is suggested
- Multiple specifications, support customization

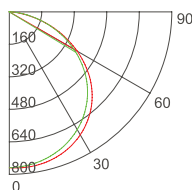


IP Rating	IP22(N)	IP64(WP)	IP65(WS)	IP67(WT)	IP67(WHE)	IP68(WE)	IP68(WTS/WTU)
Graphical							




BASIC PARAMETERS

Size: 480X240mm
 Input Voltage: DC24V
 LED Qty: 288 LED/pc
 Max Run: 2pcs



PROFILE DRAWINGS

Unit: mm



OPTICAL & ELECTRICAL PARAMETERS

Model No.	Voltage	Ra	Light Color	CCT/Color Available	LM/pcs	LM/W	W/pcs
VFP-P20-RGB-SP	24V DC	/	R	620-630nm	548	15	31
			G	515-530nm	1525	41	31
			B	460-470nm	330	9	31
			RGB	/	2343	28	72

ACCESSORIES




XH-2Y Power cable



IPEX terminal line



Screw



VFP-P30-RGB+W-SPI

- Using flexible FPC material, bending available
- Adopt XH-2Y connector and IPEX terminal to separate the signal input from the power supply
- Good lumen maintenance, long chip life
- Every 12leds can be cut
- To achieve rich lighting effects via controller
- The controller is recommended to use SP105E/MR502, etc
- SPI signal control, does not support PWM dimming
- Multiple specifications, support customization

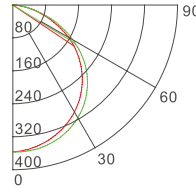


IP Rating	IP22(N)	IP64(WP)	IP65(WS)	IP67(WT)	IP67(WHE)	IP68(WE)	IP68(WTS/WTU)
Graphical							



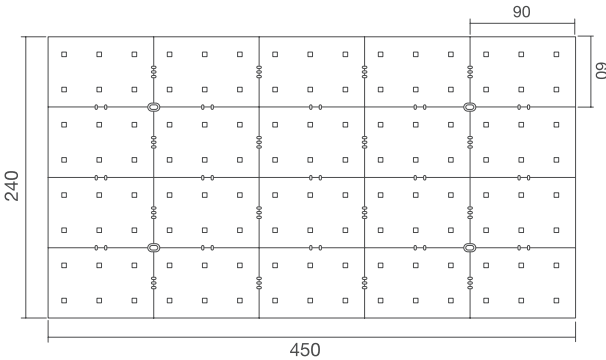
BASIC PARAMETERS

Size	450X240mm
Input Voltage	DC24V
LED Qty	240 LED/pc
Max Run:	3pcs



PROFILE DRAWINGS

Unit: mm



OPTICAL & ELECTRICAL PARAMETERS

Model No.	Voltage	Ra	Light Color	CCT/Color Available	LM/pcs	LM/W	W/pcs
VFP-P30-RGB+W-SP	24V DC	/	W	6500K	873	72	12
			R	620-630nm	309	25	12
			G	515-530nm	644	52	12
			B	460-470nm	145	12	12
			RGB	/	1066	37	29
			RGBW	/	/	/	/

ACCESSORIES



XH-2Y Power cable



IPEX terminal line



Screw



XLG-75

Input Voltage:100 ~ 305VAC
 Output Voltage:12/24 VDC
 Power:96W
 Certificates:cRUus,CE,RoHS
 Size:220x96x38.8mm



XLG-100

Input Voltage:90 ~ 305 VAC
 Output Voltage:12/24/36/48 VDC
 Power:120W
 Certificates:cRUus,CE,RoHS
 Size:220x96x38.8mm



XLG-150

Input Voltage:90~305 VAC
 Output Voltage:12/24/36/48 VDC
 Power:150W
 Certificates:cRUus,CE,RoHS
 Size:220x96x38.8mm



HLG-100H

Input Voltage:90~305 VAC
 Output Voltage:24/36/48 VDC
 Power:96W
 Certificates:cRUus,CE,RoHS
 Size:220x96x38.8mm



HLG-120H

Input Voltage:90 ~ 305 VAC
 Output Voltage:12/24/36/48 VDC
 Power:120W
 Certificates:cRUus,CE,RoHS
 Size:220x96x38.8mm



HLG-150H

Input Voltage:90~305 VAC
 Output Voltage:12/24/36/48 VDC
 Power:150W
 Certificates:cRUus,CE,RoHS
 Size:220x96x38.8mm



HLG-185H

Input Voltage:90 ~ 305 VAC
 Output Voltage:12/24/36/48 VDC
 Power:185W
 Certificates:cRUus,CE,RoHS
 Size:220x96x38.8mm



HLG-240H

Input Voltage:90~305 VAC
 Output Voltage:12/24/36/48 VDC
 Power:240W
 Certificates:cRUus,CE,RoHS
 Size:220x96x38.8mm



HLG-320H

Input Voltage:90 ~ 305 VAC
 Output Voltage:12/24/36/48 VDC
 Power:320W
 Certificates:cRUus,CE,RoHS
 Size:220x96x38.8mm

Plug-in IP22 constant Voltage Series



BV-W36

Input vol: 100-240 VAC
 Function Mode: 56 / 60Hz
 Output: 12VDC-3A / 24VDC-1.5A
 Power: 36W
 Output Plug: DC
 Dimension: 85*48*30mm
 Certificate: cRUus,CE,RoHs
 Class II



BV-W24

Input vol: 100-240 VAC
 Function Mode: 56 / 60Hz
 Output: 12VDC-2A / 24VDC-1A
 Power: 24W
 Output Plug: DC
 Dimension: 85*48*30mm
 Certificate: cRUus,CE,RoHs
 Class II

Desktop Constant Voltage Series

STANDARD AVAILABLE

US / EU / UK / AU / KC / PS / 3C

Other output power are available:12W 24W 48W 90W



BV-D60

Input vol: 100-240 VAC
 Function Mode: 56 / 60Hz
 Output: 12VDC-5A / 24VDC-2.5A
 Power: 60W
 Output Plug: DC
 Dimension: 114*50*30mm
 Certificate: cRUus,CE,RoHs
 Class II



BV-D100

Input vol: 100-240 VAC
 Function Mode: 56 / 60Hz
 Output: 12VDC-8.33A / 24VDC-4.17A
 Power: 100W
 Output Plug: DC
 Dimension: 140*62*35mm
 Certificate: cRUus,CE,RoHs
 Class II



T1

Working Vol.: 3V(CR2032)
 Working Frequency: 433.92MHz
 Remote Distance: 40m-50m
 Working Temperature:
 -20°C-55°C
 Size: L106xW56xH9(mm)

R3

Working Vol.: DC12V-DC24V
 Output Current: Max 3Ax3CH
 Output Power: Max 108W(12V)/216W(24V)
 Working Temp: -30°C-55°C
 Dimensions: L135xW30xH20(mm)



T2

Working Vol.: 3V(CR2032)
 Working Frequency: 433.92MHz
 Remote Distance: 40m-50m
 Working Temperature:
 -20°C-55°C
 Size: L106xW56xH9(mm)

R3

Working Vol.: DC12V-DC24V
 Output Current: Max 3Ax3CH
 Output Power: Max 108W(12V)/216W(24V)
 Working Temp: -30°C-55°C
 Dimensions: L135xW30xH20(mm)



T3

Working Vol.: 3V(CR2032)
 Working Frequency: 433.92MHz
 Remote Distance: 40m-50m
 Working Temperature:
 -20°C-55°C
 Size: L106xW56xH9(mm)

R4

Working Vol.: DC12V-DC24V
 Output Current: Max 5Ax4CH
 Output Power: Max 240W(12V)/480W(24V)
 Working Temp: -30°C-55°C
 Dimensions: L176xW46xH30(mm)



T4

Working Vol.: 3V(CR2032)
 Working Frequency: 433.92MHz
 Remote Distance: 40m-50m
 Working Temperature:
 -20°C-55°C
 Size: L106xW56xH9(mm)

R4

Working Vol.: DC12V-DC24V
 Output Current: Max 5Ax4CH
 Output Power: Max 240W(12V)/480W(24V)
 Working Temp: -30°C-55°C
 Dimensions: L176xW46xH30(mm)



T5

Working Vol.: 3V(CR2032)
 Working Frequency: 433.92MHz
 Remote Distance: 40m-50m
 Working Temperature:
 -20°C-55°C
 Size: L106xW56xH9(mm)

R4

Working Vol.: DC12V-DC24V
 Output Current: Max 5Ax4CH
 Output Power: Max 240W(12V)/480W(24V)
 Working Temp: -30°C-55°C
 Dimensions: L176xW46xH30(mm)

CABLE JOINER

H1



Cable Joiner in 1PIN
Working Vol.:0-36V
Working Current:0-8A
Cable Size:AWG18-22#(orΦ2.1mm)

H2



Cable Joiner in 2PIN
Working Vol.:0-36V
Working Current:0-8A
Cable Size:AWG18-22#(orΦ2.1mm)

T1



T Cable Joiner in 1PIN
Working Vol.:0-36V
Working Current:0-8A
Cable Size:AWG18-22#(orΦ2.1mm)

T2



T Cable Joiner in 2PIN
Working Vol.:0-36V
Working Current:0-8A
Cable Size:AWG18-22#(orΦ2.1mm)

IP22 TAPE LIGHT HOLDER

VFN-08MC



IP22 Tape Light Holder
Available Color:Transparent,White
Applied:8mm width FPC

VFN-10MC



IP22 Tape Light Holder
Available Color:Transparent,White
Applied:10mm width FPC

VFN-12MC



IP22 Tape Light Holder
Available Color:Transparent,White
Applied:12mm width FPC



IP65(IP44) GLUE COATING TAPE LIGHT HOLDER

VFWS-08MC



IP65(IP44)Tape Light Holder
Available Color: Transparent,White
Applied: 8mm width FPC

VFWS-10MC



IP65(IP44)Tape Light Holder
Available Color: Transparent,White
Applied:10mm width FPC



FAST CONNECTOR-FARA SERIES

VFN-W8CF2



IP22 Joiner for Cable to Tape Light in 2PIN

Apply:8mm-Signle Color Tape Light
Working Vol.:0-36V
Working Current:0-3A
Cable Size:AWG18-22#(orΦ2.1mm)

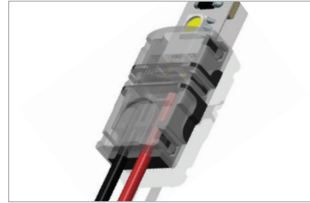
VFWS-W8CF2



IP65 (IP44,glue coated) Joiner for Cable to Tape Light in 2PIN

Apply:8mm-Signle Color Tape Light
Working Vol.:0-36V
Working Current:0-3A
Cable Size:AWG18-22#(orΦ2.1mm)

VFN-W10CF2



IP22 Joiner for Cable to Tape Light in 2PIN

Apply:10mm-Signle Color Tape Light
Working Vol.:0-36V
Working Current:0-3A
Cable Size:AWG18-22#(orΦ2.1mm)

VFWS-W10CF2



IP65 (IP44,glue coated) Joiner for Cable to Tape Light in 2PIN

Apply:10mm-Signle Color Tape Light
Working Vol.:0-36V
Working Current:0-3A
Cable Size:AWG18-22#(orΦ2.1mm)

VFN-W10CF3



IP22 Joiner for Cable to Tape Light in 3PIN

Apply:10mm-Dual White Tape Light
Working Vol.:0-36V
Working Current:0-3A
Cable Size:AWG18-22#(orΦ2.1mm)

VFWS-W10CF3



IP65 (IP44,glue coated) Joiner for Cable to Tape Light in 3PIN

Apply:10mm-Dual White Tape Light
Working Vol.:0-36V
Working Current:0-3A
Cable Size:AWG18-22#(orΦ2.1mm)

VFN-W10CF4



IP22 Joiner for Cable to Tape Light in 4PIN

Apply:10mm-RGB Tape Light
Working Vol.:0-36V
Working Current:0-3A
Cable Size:AWG18-22#(orΦ2.1mm)

VFWS-W10CF4



IP65 (IP44,glue coated) Joiner for Cable to Tape Light in 4PIN

Apply:10mm-RGB Tape Light
Working Vol.:0-36V
Working Current:0-3A
Cable Size:AWG18-22#(orΦ2.1mm)

VFWT-W10CF2



IP67 (Silicone Sleeve Encased) Joiner for Cable to Tape Light in 2PIN

Apply:10mm-Single Color Tape Light
Working Vol.:0-36V
Working Current:0-3A
Cable Size:AWG18-22#(orΦ2.1mm)

VFWT-W10CF4



IP67 (Silicone Sleeve Encased) Joiner for Cable to Tape Light in 4PIN

Apply:10mm-RGB Tape Light
Working Vol.:0-36V
Working Current:0-3A
Cable Size:AWG18-22#(orΦ2.1mm)

VFWS-W12CF5



IP65 Joiner for Cable to Type Light in 5PIN

Apply: 12mm-RGBW/RGB+W Tape Light
Working Vol.:0-36V
Working Current: 5A
Cable size: AWG22-AWG18
(Φ 1.5 mm- Φ 2.1mm)

JOINER-INPUT TAPE TO TAPE

VFN-W8FF2



IP22 Joiner for tape light to tape light in 2PIN

Apply:8mm-Signle Color Tape Light
Working Vol.:0-36V
Working Current:0-3A

VFWS-W8FF2



IP65 (IP44,glue coated) Joiner for tape light to tape light in 2PIN

Apply:8mm-Signle Color Tape Light
Working Vol.:0-36V
Working Current:0-3A

VFN-W10FF2



IP22 Joiner for tape light to tape light in 2PIN

Apply:10mm-Signle Color Tape Light
Working Vol.:0-36V
Working Current:0-3A

VFWS-W10FF2



IP65 (IP44,glue coated) Joiner for tape light to tape light in 2PIN

Apply:10mm-Signle Color Tape Light
Working Vol.:0-36V
Working Current:0-3A

VFN-W10FF3



IP22 Joiner for Cable to Tape Light in 3PIN

Apply:10mm-Dual White Tape Light
Working Vol.:0-36V
Working Current:0-3A

VFWS-W10FF3



IP65 (IP44,glue coated) Joiner for Cable to Tape Light in 3PIN

Apply:10mm-Dual White Tape Light
Working Vol.:0-36V
Working Current:0-3A

VFN-W10FF4



IP22 Joiner for Cable to Tape Light in 4PIN

Apply:10mm-RGB Tape Light
Working Vol.:0-36V
Working Current:0-3A

VFWS-W10FF4



IP65 (IP44,glue coated) Joiner for tape light to tape light in 4PIN

Apply:10mm-RGB Tape Light
Working Vol.:0-36V
Working Current:0-3A

VFWT-W10FF2



IP67 (Silicone Sleeve Encased) Joiner for Cable to Tape Light in 2PIN

Apply:10mm-Single Color Tape Light
Working Vol.:0-36V
Working Current:0-3A

VFWT-W10FF4



IP67 (Silicone Sleeve Encased) Joiner for Cable to Tape Light in 4PIN

Apply:10mm-RGB Tape Light
Working Vol.:0-36V
Working Current:0-3A

V FWS-W12FF5








IP65 Joiner for Type Light to Type Light in 5PIN






Apply: 12mm-RGBW/RGB+W Tape Light
Working Vol.:0-36V
Working Current: 5A
Cable size: AWG22-AWG18
(Ø1.5 mm-Ø 2.1mm)

FAST CONNECTOR - S SERIES

Input Cable

<p>S8W1</p> 	<p>S10W1</p> 	<p>D10W1</p> 	<p>RGB10W1</p> 	<p>RGBW14W1</p> 
<p>2PIN-input Cable for LED single color tape light</p>	<p>2PIN-input Cable for LED single color tape light</p>	<p>3PIN-input Cable for LED Dual White tape light</p>	<p>4PIN-input Cable for LED RGB tape light</p>	<p>5PIN-input Cable for LED RGBW tape light</p>
<p>Applied: 8mm width Cable Length: 150mm</p>	<p>Applied: 10mm width Cable Length: 150mm</p>	<p>Applied: 10mm width Cable Length: 150mm</p>	<p>Applied: 10mm width Cable Length: 150mm</p>	<p>Applied: 14mm width Cable Length: 150mm</p>

EXTENSION CABLE


<p>S8W2</p> 	<p>S10W2</p> 	<p>D10W2</p> 	<p>RGB10W2</p> 	<p>RGBW14W2</p> 
<p>2PIN-Extension cable for LED single color tape light</p>	<p>2PIN-Extension cable for LED single color tape light</p>	<p>3PIN-Extension cable for LED Dual White tape light</p>	<p>4PIN-Extension cable for LED RGB tape light</p>	<p>5PIN-Extension cable for LED RGBW tape light</p>
<p>Applied: 8mm width Cable Length: 150mm</p>	<p>Applied: 10mm width Cable Length: 150mm</p>	<p>Applied: 10mm width Cable Length: 150mm</p>	<p>Applied: 10mm width Cable Length: 150mm</p>	<p>Applied: 14mm width Cable Length: 150mm</p>

JOINER


<p>S8W0</p> 	<p>S10W0</p> 	<p>D10W0</p> 	<p>RGB10W0</p> 	<p>RGBW14W0</p> 
<p>2PIN-Joiner for LED single color tape light</p>	<p>2PIN-Joiner for LED single color tape light</p>	<p>3PIN-Joiner for for LED Dual White tape light</p>	<p>4PIN-Joiner for for LED RGB tape light</p>	<p>5PIN-Joiner for for LED RGBW tape light</p>
<p>Applied: 8mm width</p>	<p>Applied: 10mm width</p>	<p>Applied: 10mm width</p>	<p>Applied: 10mm width</p>	<p>Applied: 14mm width</p>

MINI CONNECTOR

1.Wire-Board



2. Board-Board



Dimension 10*10.3*7.3mm,Suitable for 8mm width IP22 PCB
 Max wire 18AWG,max overcurrent 5A,
 Mini connector can be put into Aluminium profile

COMPACT SPLICING CONNECTOR



Model No. : 221-413
 3PIN compact splicing connector



Model No. : 221-415
 5PIN compact splicing connector

TUBE



silicone sleeve match 14mm
 PCB



PU sleeve match 10mm
 PCB,100m/reel

QUICK CONNECTOR

WIRE



UL2464 wire, 2 cores,
outdoor rated,20awg



UL2468 wire, 2 cores,
indoor rated,20awg



UL2468 wire, 3
cores,indoor rated,22awg



UL2468 wire, 4 cores,
indoor rated,22awg



UL2464 wire, 4 cores,
outdoor rated, 20awg

WATERPROOF MALE/FEMALE



IP67 waterproof DC male
connector with 10cm wire



IP67 waterproof DC female
connector with 10cm wire



IP64, UL male connector for
single color LED products,
with 8cm 20awg,2464 wire



IP64, UL female connector
for single color LED products,
with 8cm 20awg,2464 wire



IP64,Clear female connector,
4 cores, UL2464 22AWG
L=300/3mm, with 20mm wire



IP64, Clear male connector,
4 cores, UL2464 22AWG
L=300/3mm, with 20mm
wire



IP64,Clear female connector,
2 cores, UL2468 22AWG
L=90/2mm



IP64, Clear male connector,
2 cores, UL2468 22AWG
L=90/2mm

NON-WATERPROOF MALE/FEMALE



DC male connector with
30cm wire



DC female connector with
30cm wire



White DC male connector
UL2464 20AWG L=150/3mm



White DC female connector
UL2464 20AWG L=150/3mm



SM-2A female connector,
2 cores, UL2468 20AWG
L=80/2mm



SM-2A male connector,
2 cores, UL2468 20AWG
L=80/2mm



SM-4A female connector,
4 cores, UL2464 20AWG
L=70/2.5mm, with 18mm
wire



SM-4A male connector,
4 cores, UL2464 20AWG
L=70/2.5mm, with 18mm
wire

BOARDED CONNECTOR



For 10mm RGB strip, L shape

END CAP



end cap (with hole) for silicone sleeve match 8mm PCB



end cap for silicone sleeve match 8mm PCB



end cap (with hole) for silicone sleeve match 10mm PCB



end cap for silicone sleeve match 10mm PCB



end cap (with hole) for silicone sleeve match 10mm PCB



end cap for silicone sleeve match 14mm PCB

CLIPS



Hard mounting clip, for sleeve match 10mm PCB



Soft mounting clip, for sleeve match 10mm PCB

HUB



Specifications

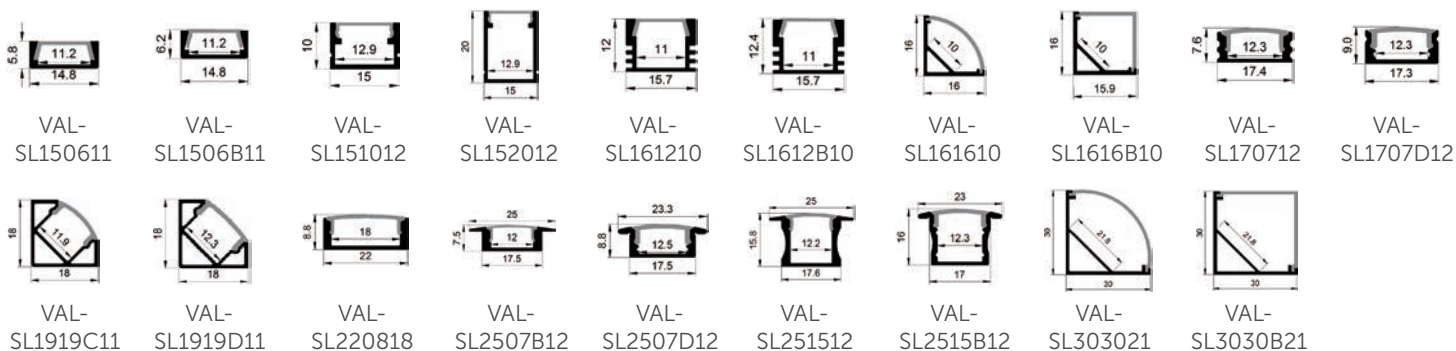
1. Socket Material: PC UL94-V0
2. Parallel
3. Socket Color: White
4. Current Rating: 10A 30V
5. Cable: VDE H03VVH2-F 2*0.75mm² (white)
6. Cable length: 100mm
7. End: tin



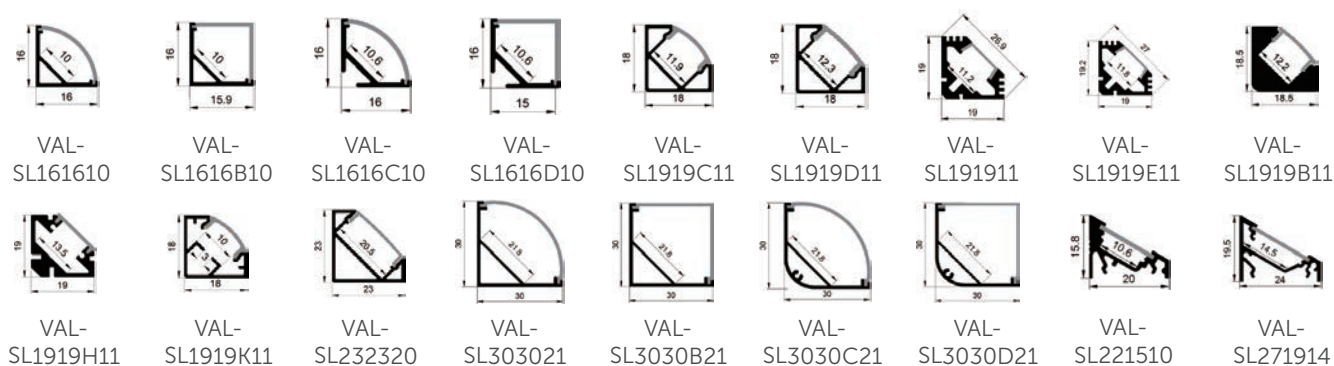
Specifications

1. Socket Material: PC UL94V-0
2. Parallel
3. Socket Color: White
4. Current Rating: 10A 12~30V AC
5. Cable: H03VVH2-F 2*0.75mm² (white)
6. End: tin

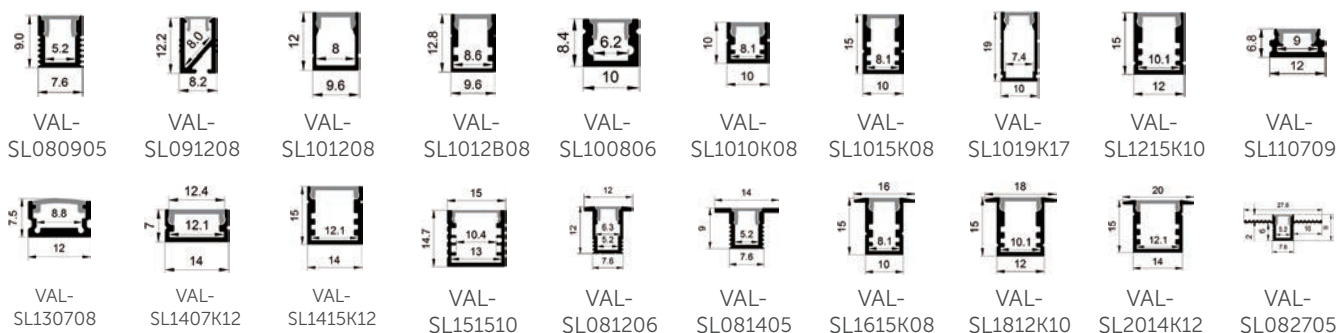
Hot-Sale Series



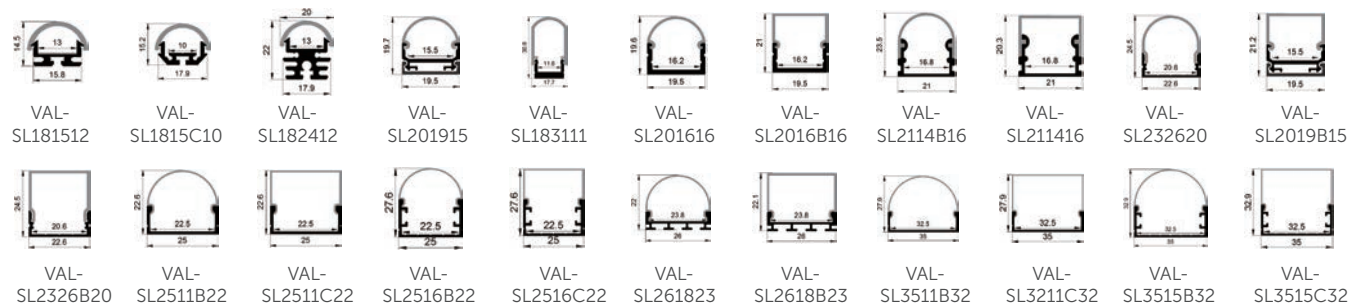
Angular Surface Mounted



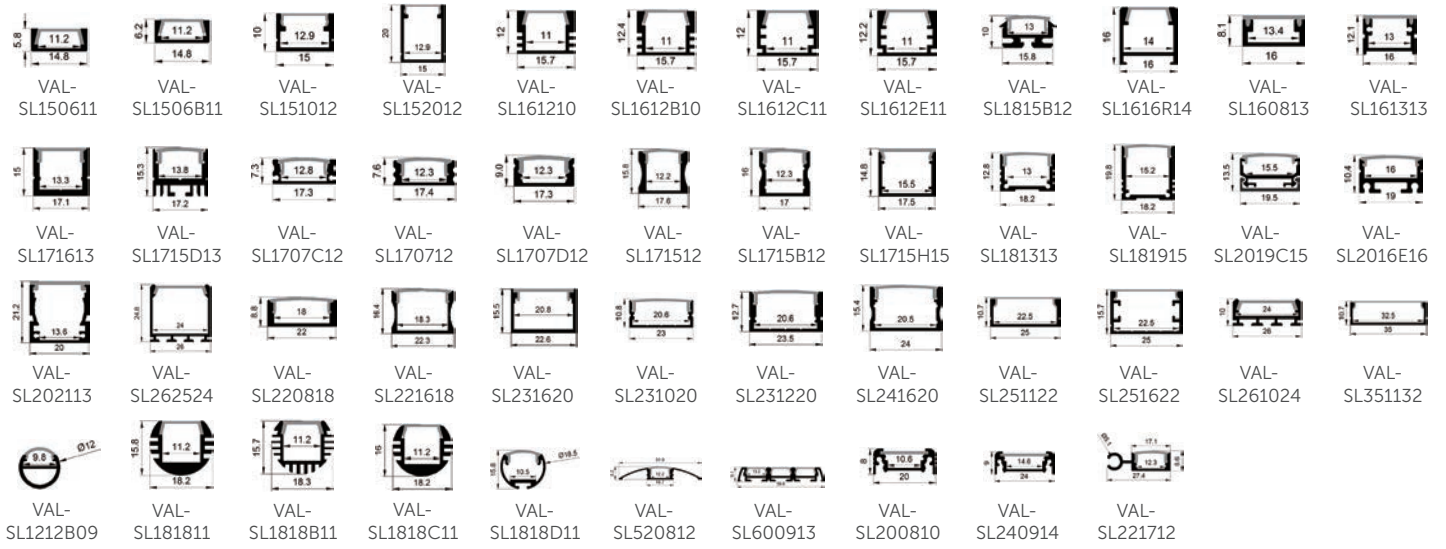
Mini



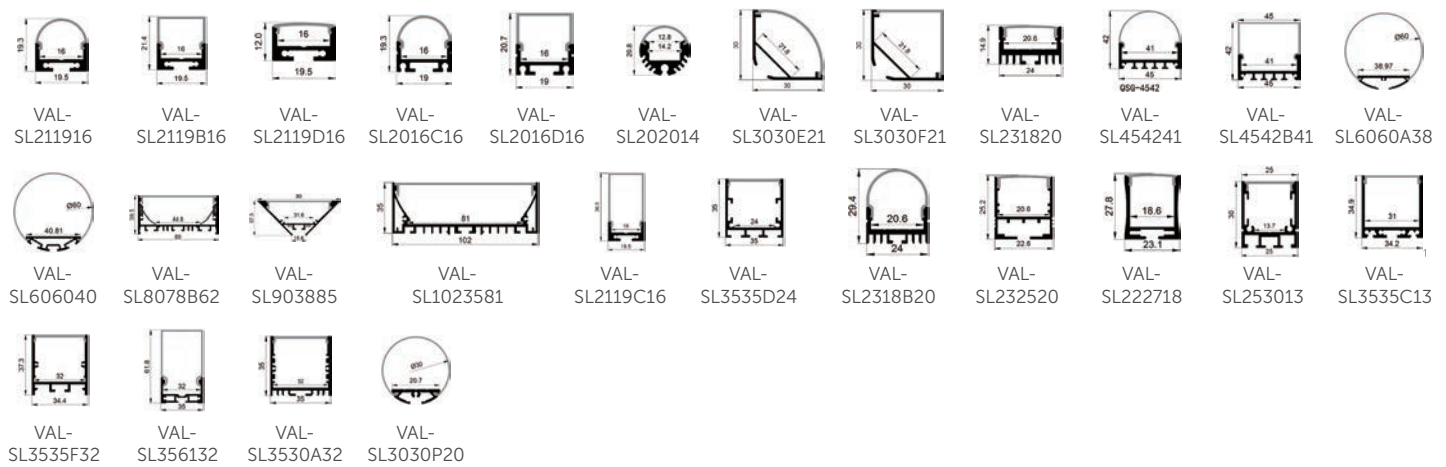
Vertical Surface Mounted- U lens



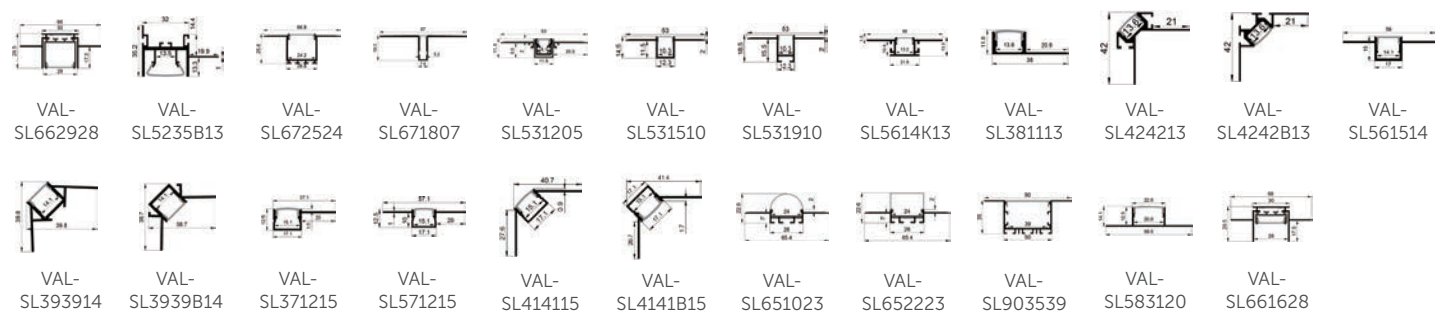
Vertical Surface Mounted



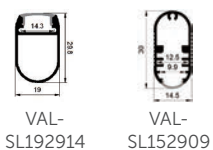
Pendant



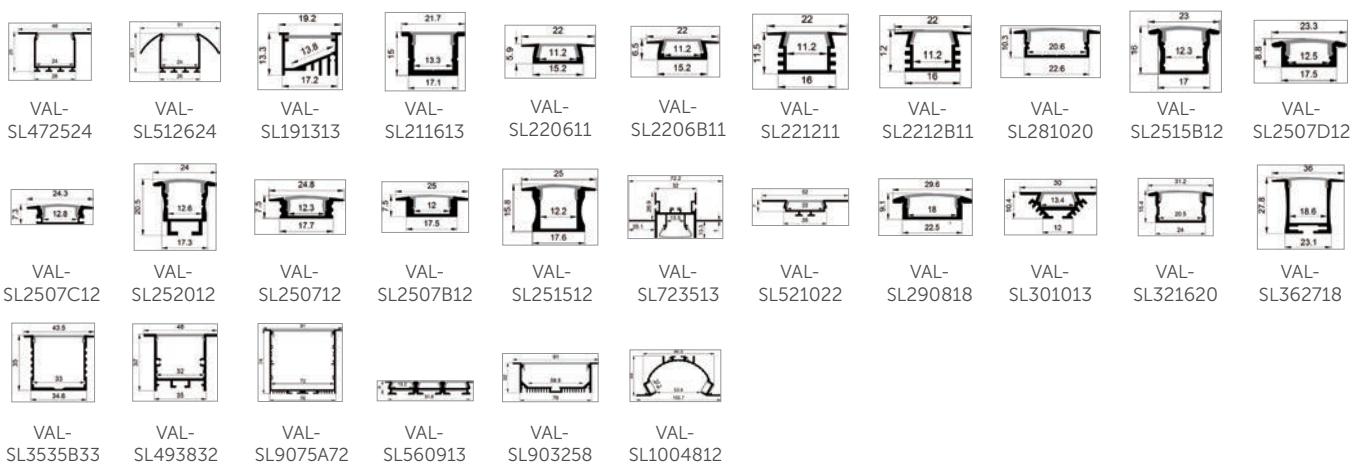
Trimless Recessed



Closet Series



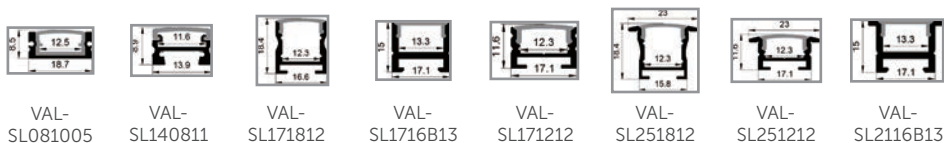
Trimed Recessed



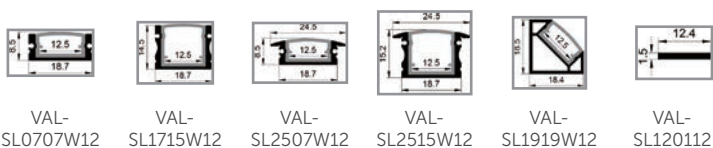
Wall Mounted



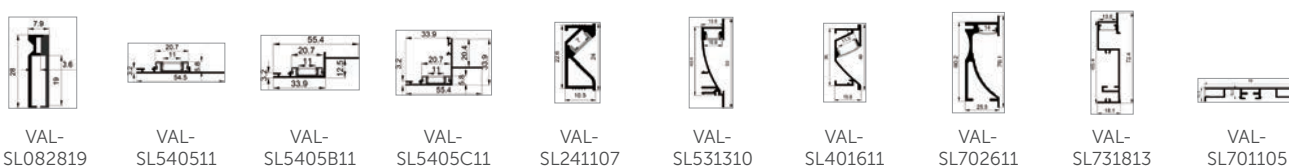
Magnetic Surface Mounted



IP44 Series



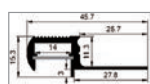
Skirting Series



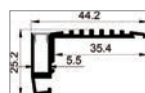
Inground Series



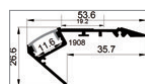
Stairs Series



VAL-SL451514



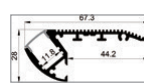
VAL-SL452508



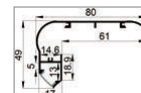
VAL-SL552811



VAL-SL5528B11

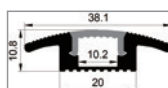


VAL-SL662811

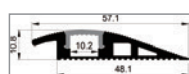


VAL-SL805013

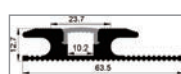
Carpet Series



VAL-SL3810R10

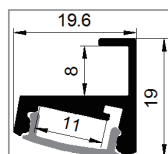


VAL-SL5710R10



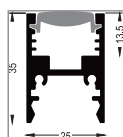
VAL-SL6310R30

Shelf board Series

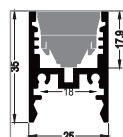


VAL-SL191811

Optical Series

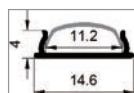


VAL-SL253520
Asymmetric 18°
Asymmetric 25°
Flood 60°90°
Flood 90°110°
Flood 130°110°

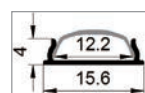


VAL-SL253518
Spot 30°
Flood 50°

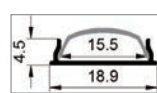
Bending



VAL-SL140711



VAL-SL150712



VAL-SL108715



VIVALYTE B.V.

Kouterstraat 6, Wevelgem, B-8560, Belgium
info@vivalyte.com www.vivalyte.com
+32 56 42 65 35
VAT: BE500611159
October 2023